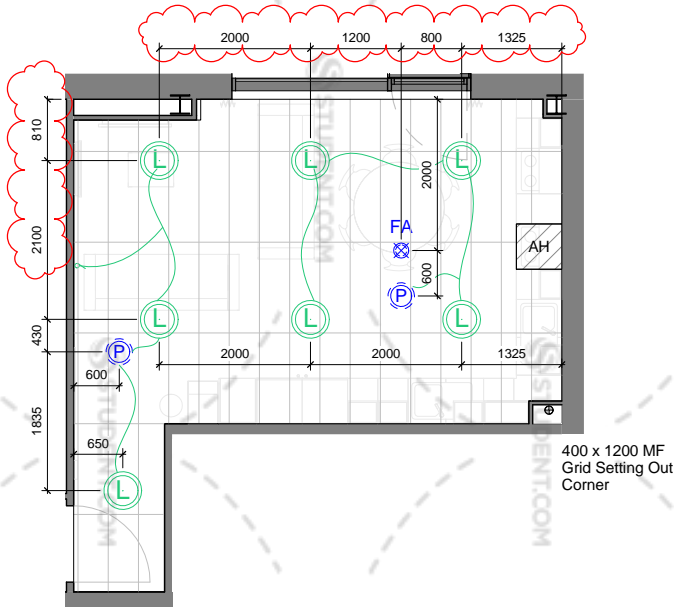
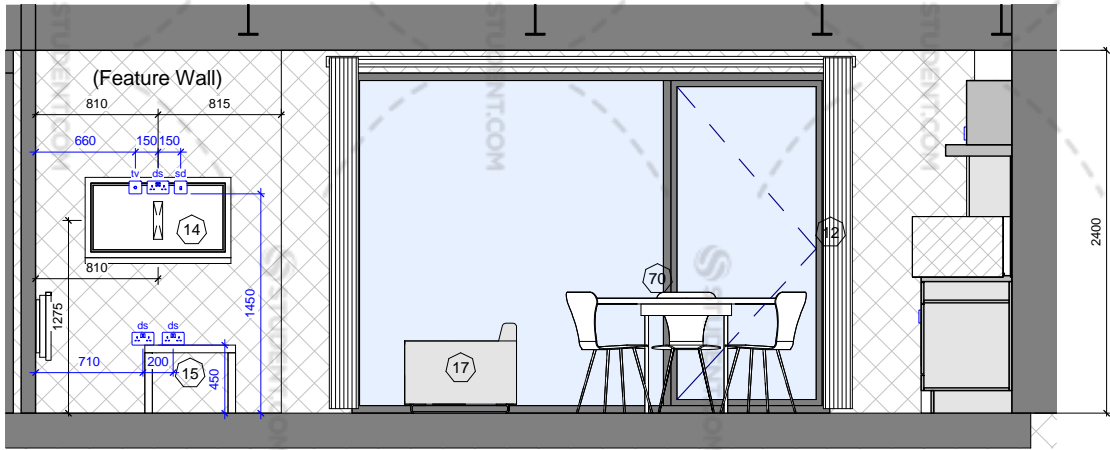


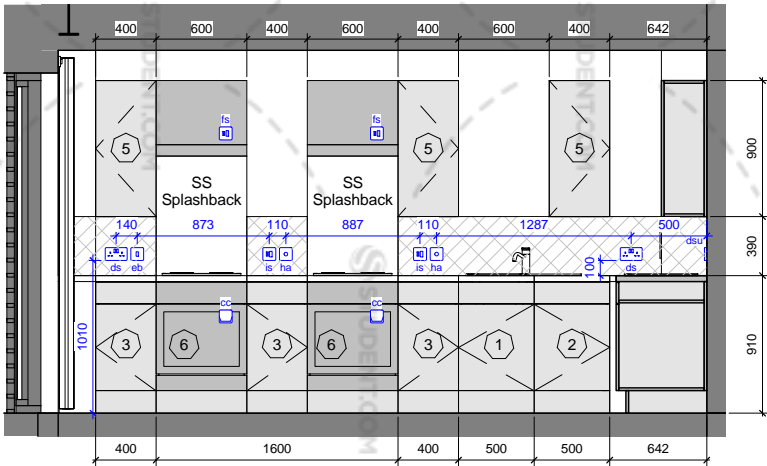
KL_1 - Plan View
1 : 50



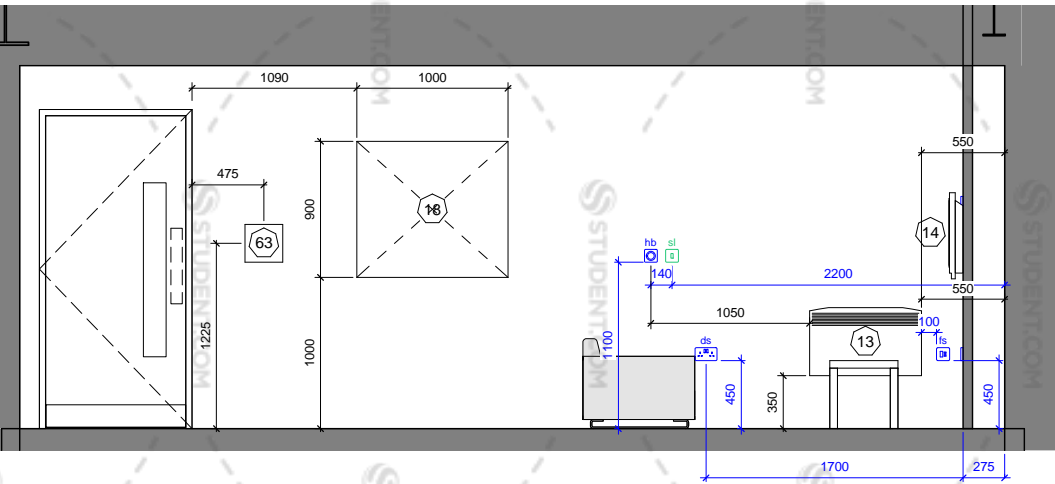
KL_1 - Reflected Ceiling Plan
1 : 100



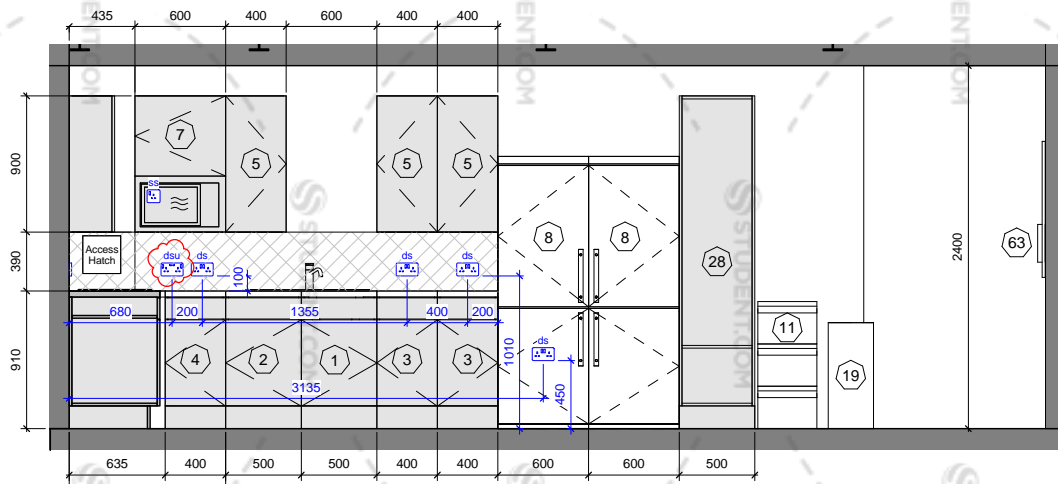
KL_1 - Elevation A
1 : 50



KL_1 - Elevation B
1 : 50



KL_1 - Elevation C
1 : 50



KL_1 - Elevation D
1 : 50

- ELECTRICAL SYMBOL KEY**
- | | | | |
|-----|--|----|--|
| ss | - Single Socket | tv | - TV Aerial |
| ds | - Double Socket | fs | - Fused Spur |
| dsu | - Double Socket with USB charging socket | ha | - Hob Angel Timer |
| sd | - Single Data (RJ45) | hb | - Heater Booster |
| dd | - Double Data (RJ45) | eb | - Extract Boost |
| sl | - Single Light Switch (1 gang) | L | - Bulkhead LED Light to M&E Spec. |
| dl | - Double Light Switch (2 gang) | R | - Recessed LED Light to M&E Spec. |
| cc | - Cooker wire connection | P | - PIR Sensor |
| is | - Cooker / Hob isolation switch | FA | - Fire Alarm Sounder & Detector to M&E Spec. |
| | | AH | - Access Hatch |
- Electrical sockets and lighting shown for coordination purposes only.
 - Lighting to M&E sub-contractors design to meet RDS lux levels.
 - Please refer to M&E sub-contractors drawings for final positions.
 - All drawings to be confirmed by Sub-contractor's before manufacture
 - All Radiator positions to be confirmed by M&E Sub-contractor

notes:

All dimensions are in millimetres unless stated otherwise. No dimensions to be scaled from drawings. All dimensions to be checked on site prior to manufacture.

Any discrepancies between drawings and site conditions are to be reported to the contract manager.

This drawing is to be read in conjunction with all relevant Structural Engineers and Mechanical & Electrical Engineers drawings and specification.

Copyright of this drawing and all the information it contains is the sole property of OEA and may not be reproduced or used for any purpose without the written approval of the authors

KL_1 - Schedule

No.	Type	Count
1	Base Unit with Sink 500mm	2
2	Base Unit 500mm (Undersink)	2
3	Base Unit 400mm	5
4	Base Unit - 1100mm Corner Unit (400mm Door)	1
5	Wall Unit 400mm (900mm High)	6
6	Single Oven Cooker and Extract	2
7	Microwave (Housed within Wall Unit)	1
8	Freestanding Fridge-Freezer	2
10	Dinning Chair	6
11	Segregated Recycling Bin	1
12	Fire Retardant Curtains on RAL 9010 PVC Track - Pair	1
13	Heater - 2kw	1
14	42" Smart TV on Adjustable Bracket	1
15	Coffee Table - 600(L) x 450(W) x 450(H)	1
17	Sofa - 3 Seater	2
18	Pin Board (Lounge) - 1000(L) x 900(H)	1
19	General Waste Bin	1
28	Tall Ladder Unit 500mm (2200mm High)	1
63	Fire Blanket	1
70	Circular Table Suitable for 6 People	1

dwg status:

CONSTRUCTION

Rev	Description	Date	By	Chk
M	USB Socket added. Lighting setting out revised.	26/09/16	IW	AP
L	Ceiling grid and lighting loop altered to suit client comments & Access hatch added to ceiling plan to match M&E. Construction Issue.	15/08/16	IW	AP
K	Wall unit moved and tall unit revised as per client comments. Dimensions added.	20/07/16	IW	AP
J	Lighting loop altered to match M&E, dining table changed to round. Heater FS relocated.	04/07/16	IW	AP
H	Boxing out to steel amended, tall kitchen cupboard door removed. Access hatch added.	05/04/16	IW	AP
G	Boxing out extended, cupboards (8 & 28) moved, pinboard and fireblanket relocated and change to sofa. Lighting loop added. TV sockets elevated. Cupboard swings revised.	01/04/16	IW	AP
F	Fire blanket added. Lighting socket height revised. Framing out note revised. Change to cooker Splashback - note added.	01/02/16	AP	
E	Heater added.	15/01/16	GM	AP
D	General revision.	29/09/15	AP	
C	TENDER ISSUE	22/05/15	AP	
B	Electrical socket key added	18/05/15	AP	
A	Revised to suit Client's comments	14/05/15	AP	

oea

oconnell east architects
63 Newton Street, Manchester, M1 1ET

t: 0161 839 9380 f: 0161 833 1368

dwg title: Lounge Type KL_1

job title:
Legge Street
for
Pochin

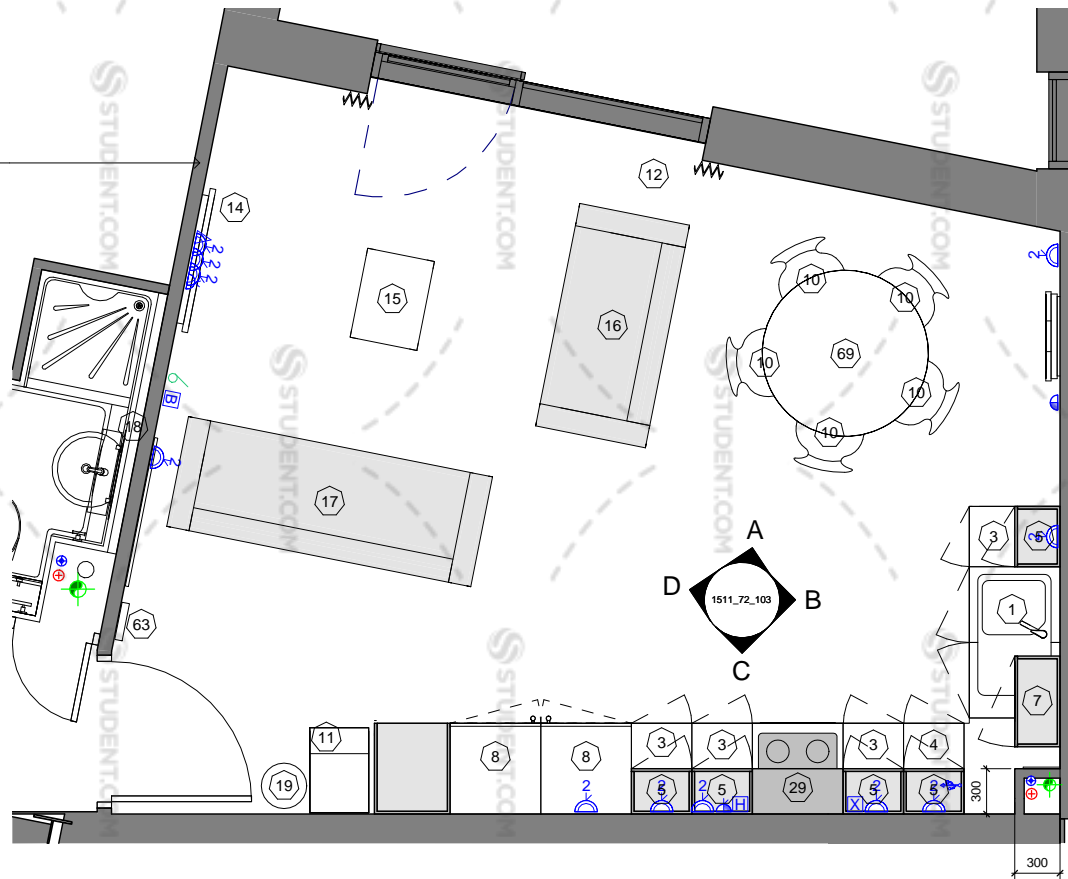
scale: As indicated @ A3 drawn: AP

date: 17/04/15 job no: 1511

dwg no: 1511_72_101 rev: M

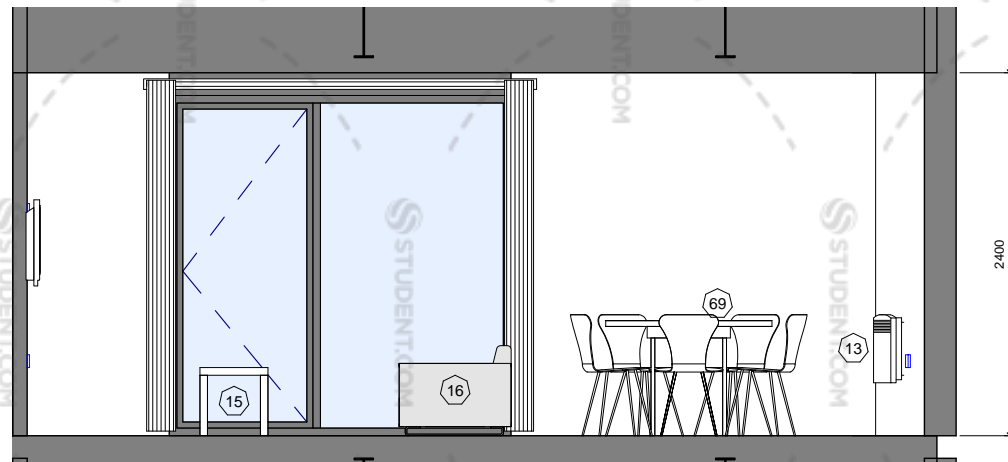
© OConnell East Architects - 2016

Acoustically sensitive wall. All sockets to be provided with acoustic back boxes and all penetrations to be fully sealed.



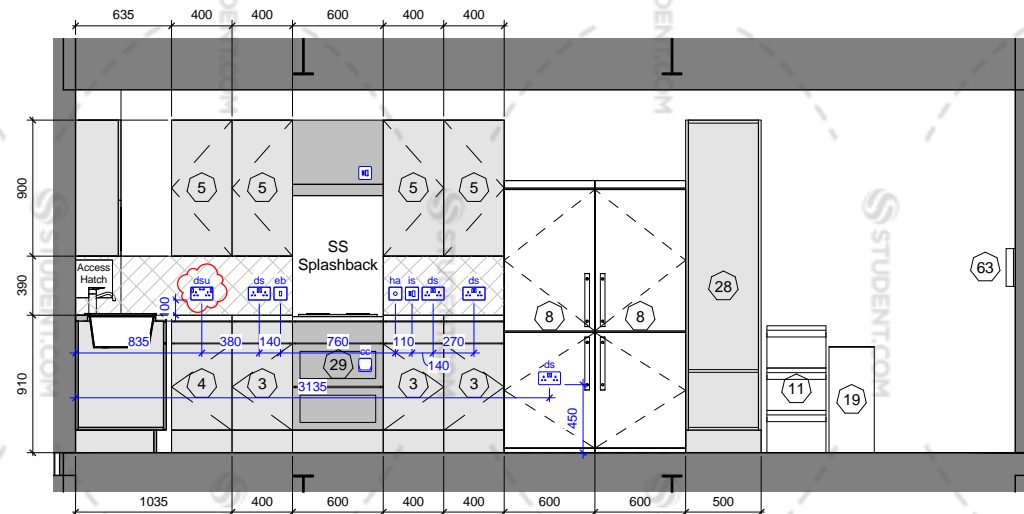
KL_3 - Plan View

1 : 50



KL_3 - Elevation A

1 : 50



KL_3 - Elevation C

1 : 50

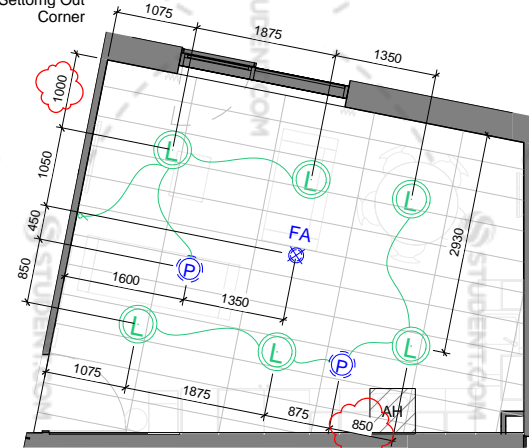
Walls to be framed out for electrics to remove penetrations from air seal line

ELECTRICAL SYMBOL KEY

- | | |
|--|---|
| ss - Single Socket | tv - TV Aerial |
| ds - Double Socket | fs - Fused Spur |
| dsu - Double Socket with USB charging socket | ha - Hob Angel Timer |
| sd - Single Data (RJ45) | hb - Heater Booster |
| dd - Double Data (RJ45) | eb - Extract Boost |
| sl - Single Light Switch (1 gang) | L - Bulkhead LED Light to M&E Spec. |
| dl - Double Light Switch (2 gang) | R - Recessed LED Light to M&E Spec. |
| cc - Cooker wire connection | P - PIR Sensor |
| is - Cooker / Hob isolation switch | FA - Fire Alarm Sounder & Detector to M&E Spec. |
| | AH - Access Hatch |

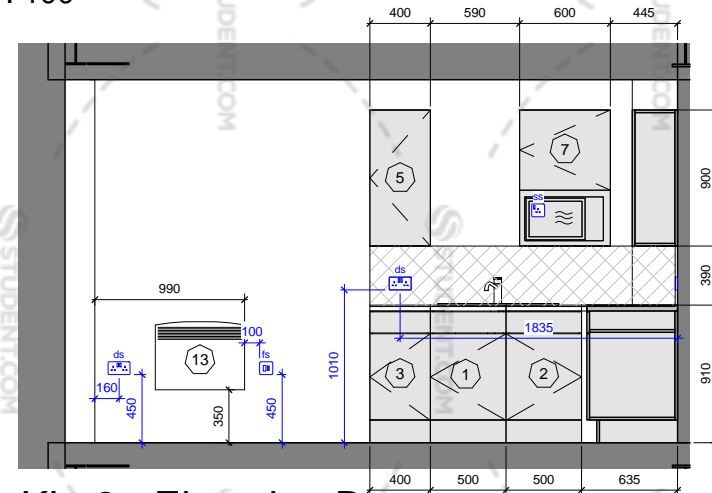
- Electrical sockets and lighting shown for coordination purposes only.
 - Lighting to M&E Sub-contractors design to meet RDS lux levels.
 - Please refer to M&E sub-contractors drawings for final positions.
 - All drawings to be confirmed by Sub-contractor's before manufacture
- Rodding access hatches required on floors as identified on OEA GA Plans and HE Simm 52 series drawings.

400 x 1200 MF Grid Setting Out Corner



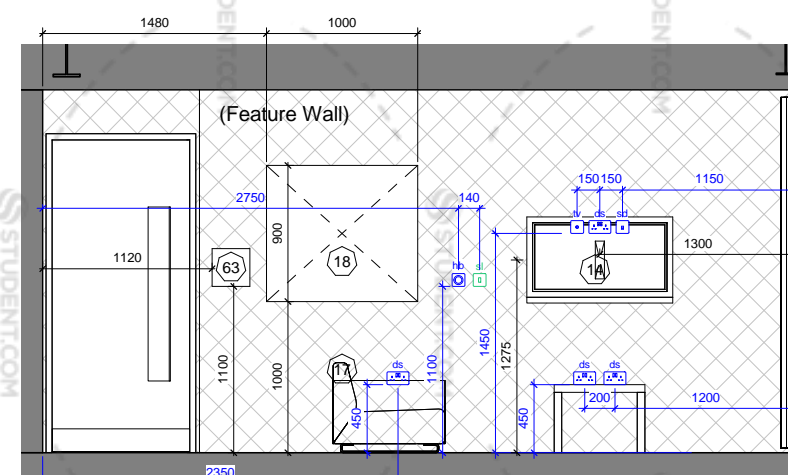
KL_3 - Reflected Ceiling Plan

1 : 100



KL_3 - Elevation B

1 : 50



KL_3 - Elevation D

1 : 50

notes:

All dimensions are in millimetres unless stated otherwise. No dimensions to be scaled from drawings. All dimensions to be checked on site prior to manufacture.

Any discrepancies between drawings and site conditions are to be reported to the contract manager.

This drawing is to be read in conjunction with all relevant Structural Engineers and Mechanical & Electrical Engineers drawings and specification.

Copyright of this drawing and all the information it contains is the sole property of OEA and may not be reproduced or used for any purpose without the written approval of the authors

KL_3 - Schedule

No.	Type	Count
1	Base Unit with Sink 500mm	1
2	Base Unit 500mm (Undersink)	1
3	Base Unit 400mm	4
4	Base Unit - 1100mm Corner Unit (400mm Door)	1
5	Wall Unit 400mm (900mm High)	5
7	Microwave (Housed within Wall Unit)	1
8	Freestanding Fridge-Freezer	2
10	Dinning Chair	5
11	Segregated Recycling Bin	1
12	Fire Retardant Curtains on RAL 9010 PVC Track - Pair	1
13	Heater - 1.5kW	1
14	42" Smart TV on Adjustable Bracket	1
15	Coffee Table - 600(L) x 450(W) x 450(H)	1
16	Sofa - 2 Seater	1
17	Sofa - 3 Seater	1
18	Pin Board (Lounge) - 1000(L) x 900(H)	1
19	General Waste Bin	1
28	Tall Ladder Unit 500mm (2200mm High)	1
29	Double Oven Cooker and Extract	1
63	Fire Blanket	1
69	Circular Table Suitable for 5 People	1

dwg status:

CONSTRUCTION

M	USB Socket added. Lighting setting out revised.	26/09/16	IW	AP
L	Ceiling grid altered by request & Access hatch added to match M&E. Construction Issue.	15/08/16	IW	AP
K	Tall unit revised as per client comments. Dimensions added.	20/07/16	IW	AP
J	Lighting loop altered to match M&E, dining table changed to round. Heater FS relocated.	04/07/16	IW	AP
H	Corner infill to wall units removed, tall kitchen cupboard door removed. Access hatch added.	05/04/16	IW	AP
G	Fireblanket relocated, Lighting loop added. Cupboard (28) and fridge altered position. HB relocated, TV sockets elevated, PIR added to match electrical layout. Notice board moved.	01/04/16	IW	AP
F	Cooker splashback changed to SS	02/02/16	IW	AP
E	Heater and electrics moved from external walls. Fire blanket added.	26/01/16	GM	AP
D	General revision:	29/09/15	AP	
C	TENDER ISSUE	22/05/15	AP	
B	Electrical socket key added	18/05/15	AP	
A	Revised to suit Client's comments	14/05/15	AP	
Rev	Description	Date	By	Chk

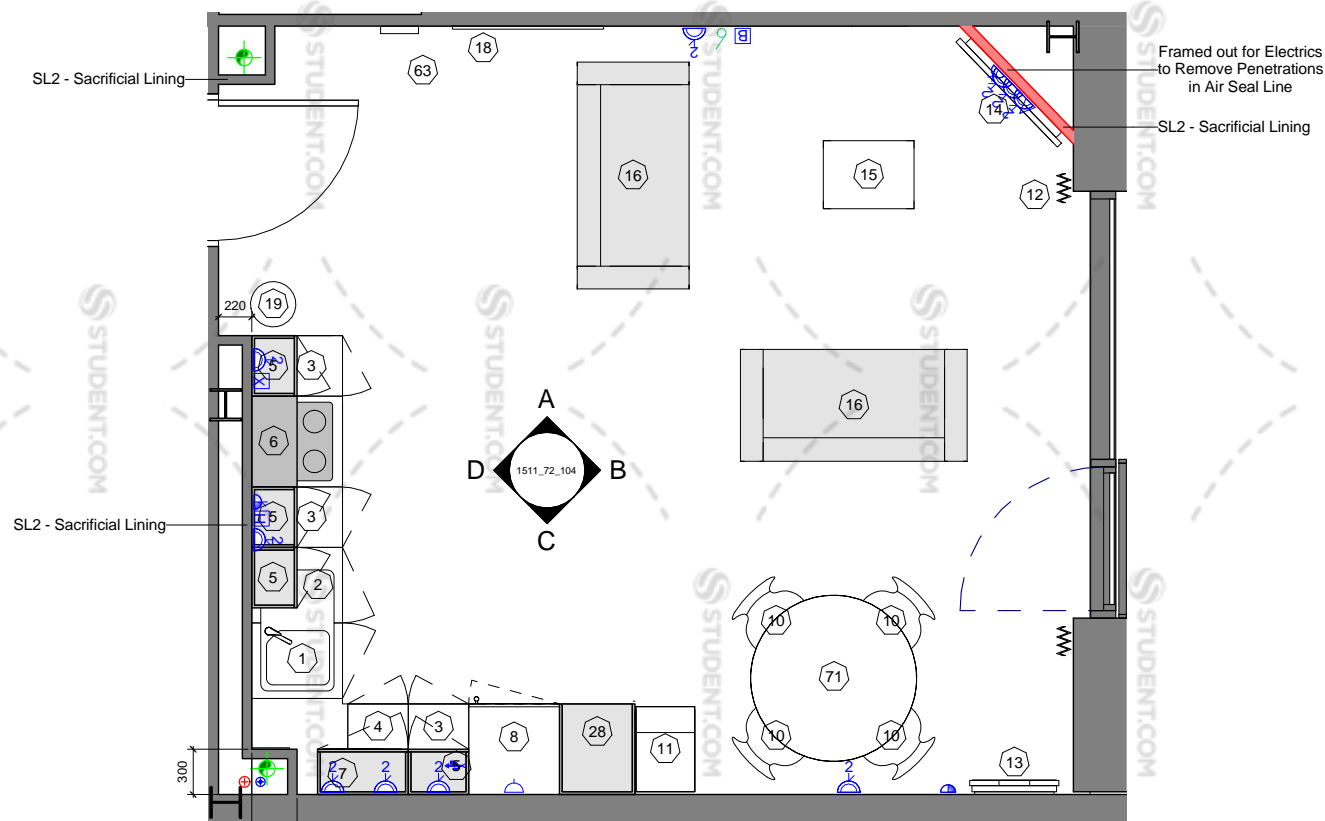
oea

oconnell east architects
63 Newton Street, Manchester, M1 1ET

t: 0161 839 9380 f: 0161 833 1368

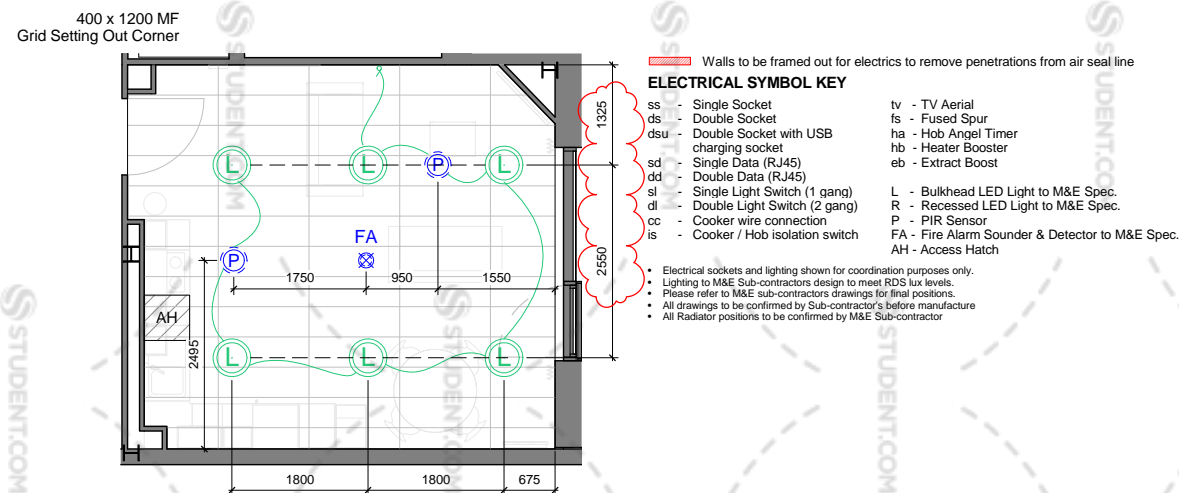
dwg title:	Lounge Type KL_3		
job title:	Legge Street for Pochin		
scale:	As indicated @ A3	drawn:	AP
date:	17/04/15	job no:	1511
dwg no:	1511_72_103	rev:	M

© OConnell East Architects - 2016



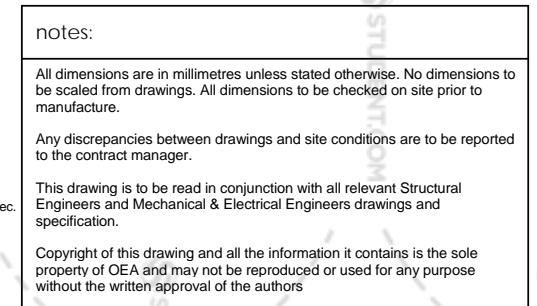
KL_4 - Plan View

1 : 50

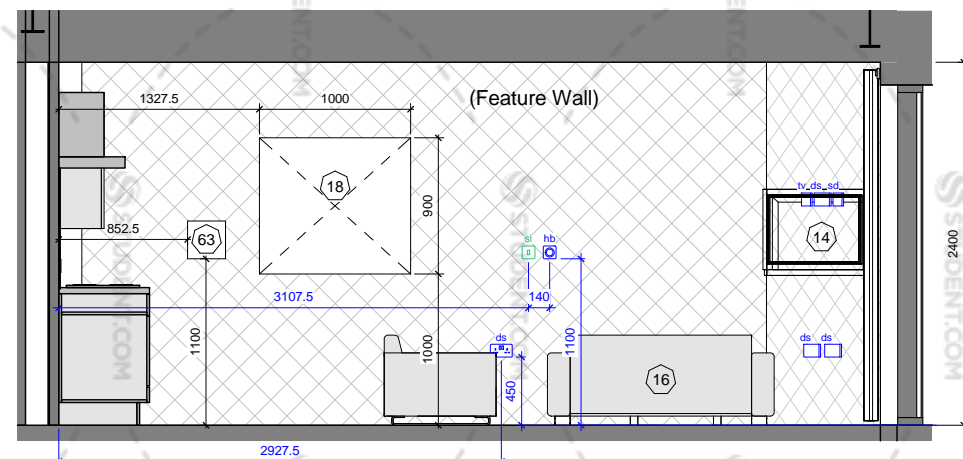


KL_4 - Reflected Ceiling Plan

1 : 100

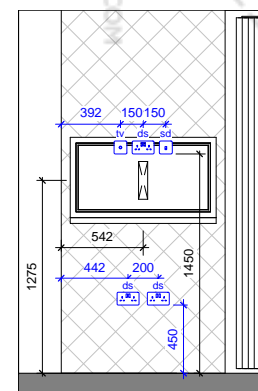


KL_4 - Schedule		
No.	Type	Count
1	Base Unit with Sink 500mm	1
2	Base Unit 500mm (Undersink)	1
3	Base Unit 400mm	3
4	Base Unit - 1100mm Corner Unit (400mm Door)	1
5	Wall Unit 400mm (900mm High)	4
6	Single Oven Cooker and Extract	1
7	Microwave (Housed within Wall Unit)	1
8	Freestanding Fridge-Freezer	1
10	Dinning Chair	4
11	Segregated Recycling Bin	1
12	Fire Retardant Curtains on RAL 9010 PVC Track - Pair	1
13	Heater - 1.5kW	1
14	42" Smart TV on Adjustable Bracket	1
15	Coffee Table - 600(L) x 450(W) x 450(H)	1
16	Sofa - 2 Seater	2
18	Pin Board (Lounge) - 1000(L) x 900(H)	1
19	General Waste Bin	1
28	Tall Ladder Unit 500mm (2200mm High)	1
63	Fire Blanket	1
71	Circular Table Suitable for 4 People	1



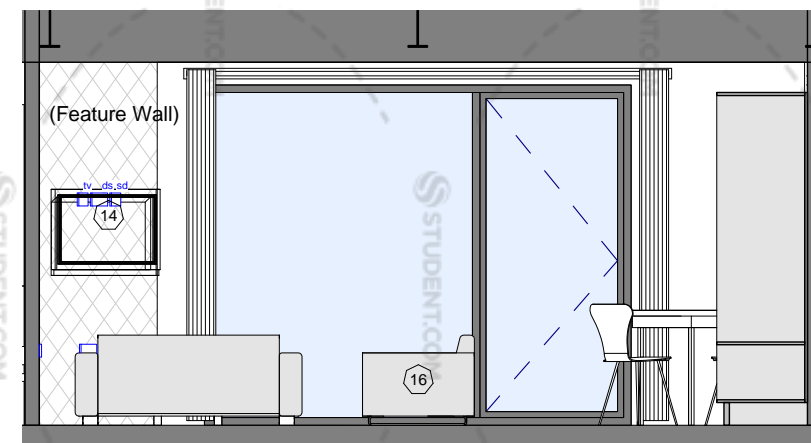
KL_4 - Elevation A

1 : 50



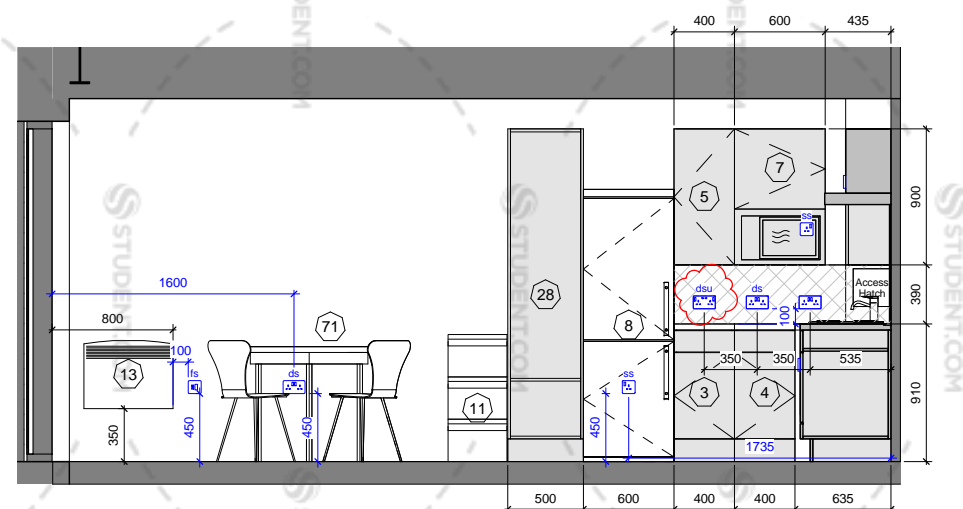
TV Wall

1 : 50



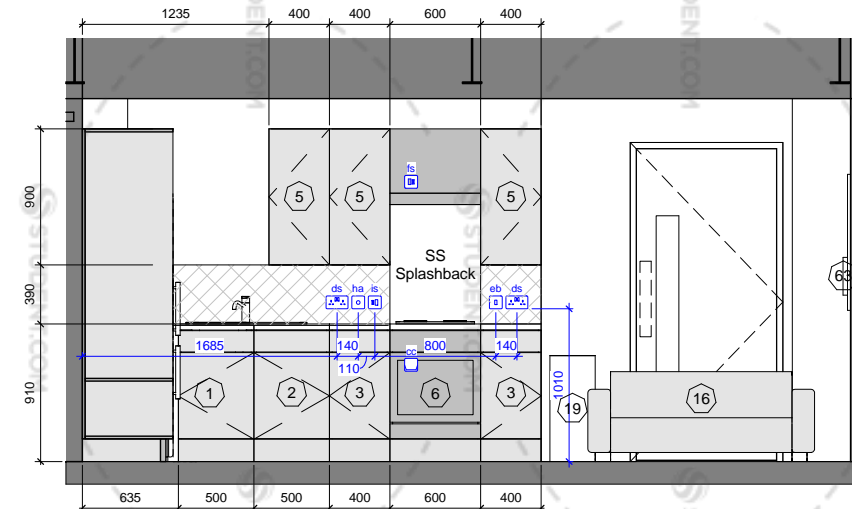
KL_4 - Elevation B

1 : 50



KL_4 - Elevation C

1 : 50



KL_4 - Elevation D

1 : 50

dwg status:

CONSTRUCTION

Rev	Description	Date	By	Chk
M	USB Socket added. Lighting setting out revised.	26/09/16	IW	AP
L	Ceiling grid altered by request, Access Hatch added to match M&E. Construction Issue.	15/08/16	IW	AP
K	Tail unit revised as per client comments. Dimensions added.	20/07/16	IW	AP
J	Lighting loop altered to match M&E, dining table changed to round. Heater FS relocated.	04/07/16	IW	AP
H	Boxing out to pipework - wall type altered, tall kitchen cupboard door removed. Access hatch added.	05/04/16	IW	AP
G	Lighting loop added, tall cupboard and fridge relocated, HB relocated. TV sockets elevated, fire blanket relocated. Feature wall revised.	01/04/16	IW	AP
F	Fire blanket added. Lighting socket height revised. Framing out note revised. Change to cooker Splashback - note added.	01/02/16	AP	
E	Kitchen workshop sockets revised. Electronics for tv and heater moved from external wall.	15/01/16	GM	AP
D	General revision.	29/09/15	AP	
C	TENDER ISSUE	22/05/15	AP	
B	Electrical socket key added	18/05/15	AP	
A	Revised to suit Client's comments	14/05/15	AP	

oea

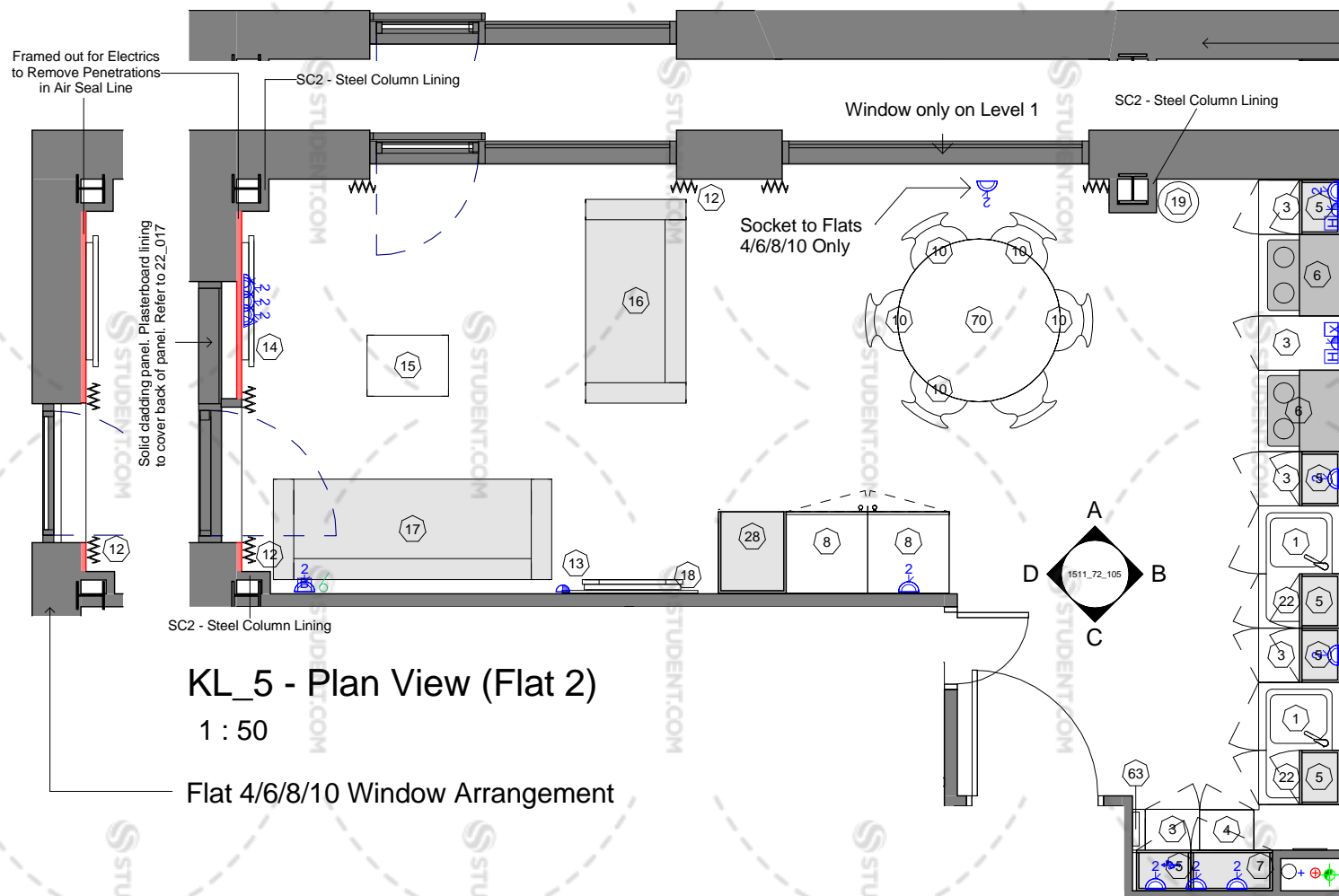
oconnell east architects
63 Newton Street, Manchester, M1 1ET

t: 0161 839 9380 f: 0161 833 1368

dwg title: Lounge Type KL_4	
job title: Legge Street for Pochin	
scale: As indicated @ A3	drawn: AP
date: 17/04/15	job no: 1511
dwg no: 1511_72_104	rev: M

© OConnell East Architects - 2016

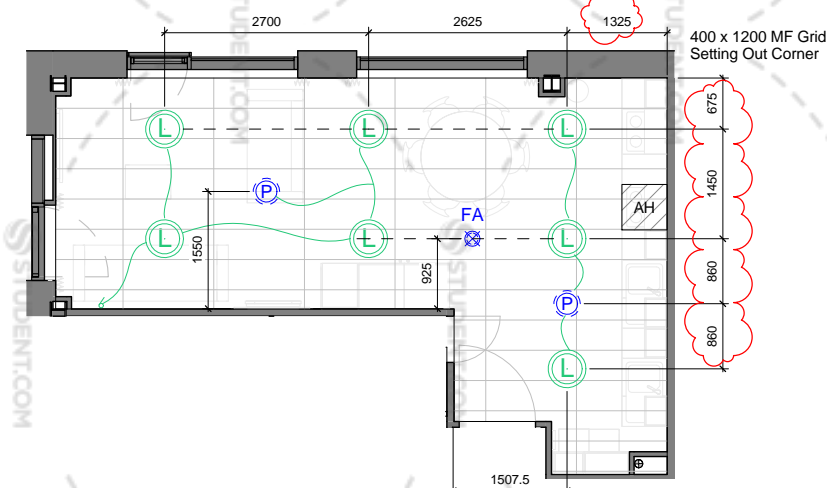
- Flat 4/6/8/10 Window Arrangement



KL_5 - Plan View (Flat 2)

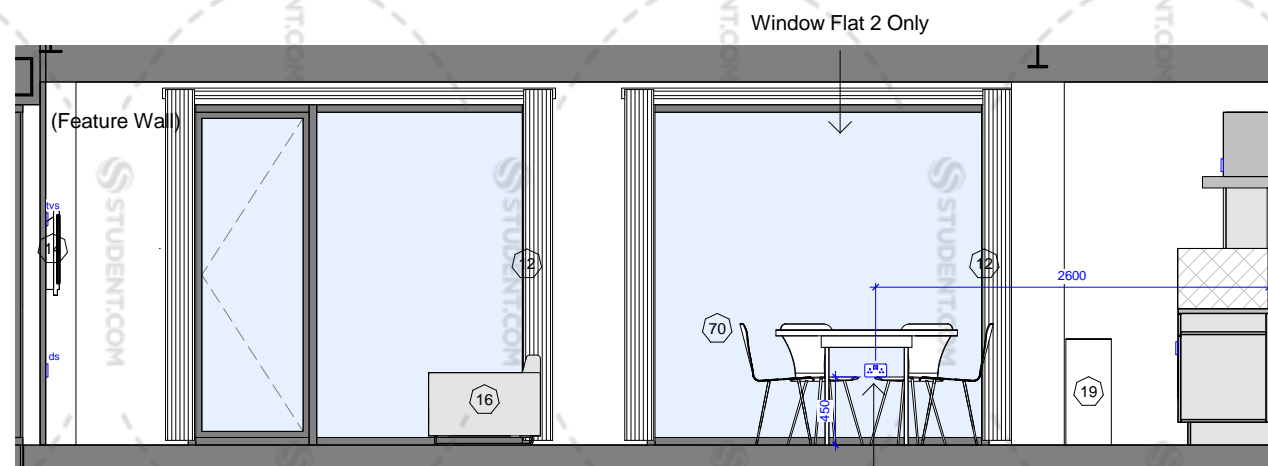
1 : 50

Flat 4/6/8/10 Window Arrangement



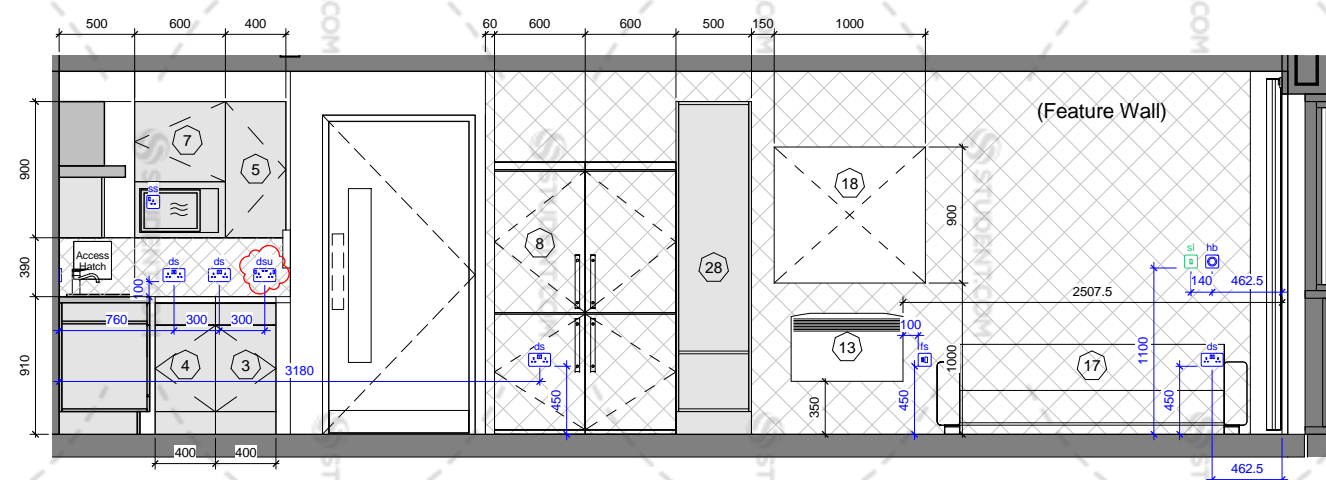
KL_5 - Reflected Ceiling Plan

1 : 100



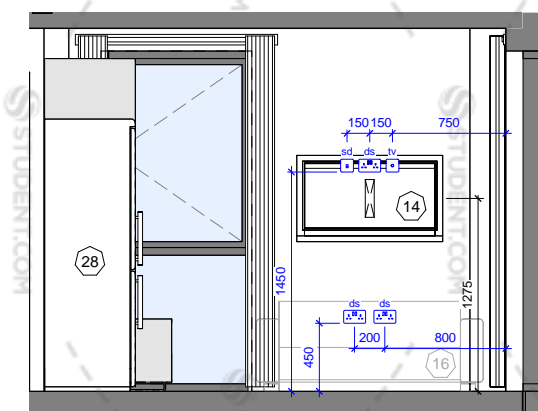
KL_5 - Elevation A

1 : 50



KL 5 - Elevation C

1 : 50



KL 5 - Elevation D

1 : 50

ELECTRICAL SYMBOL KEY

ss	- Single Socket	tv	- TV Aerial
ds	- Double Socket	fs	- Fused Spur
dsu	- Double Socket with USB charging socket	ha	- Hob Angel Timer
sd	- Single Data (RJ45)	h	- Heater Booster
dd	- Double Data (RJ45)	eb	- Extract Boost
sl	- Single Light Switch (1 gang)	L	- Bulkhead LED Light to M&E Spec.
dl	- Double Light Switch (2 gang)	R	- Recessed LED Light to M&E Spec.
cc	- Cooker wire connection	P	- PIR Sensor
is	- Cooker / Hob isolation switch	FA	- Fire Alarm Sounder & Detector to M&E Spec.
		AH	- Access Hatch

- Electrical sockets and lighting shown for coordination purposes only.
- Lighting to M&E Sub-contractors design to meet RDS lux levels.
- Please refer to M&E sub-contractors drawings for final positions.
- All drawings to be confirmed by Sub-contractor's before manufacture
- All Radiator positions to be confirmed by M&E Sub-contractor

notes:

All dimensions are in millimetres unless stated otherwise. No dimensions to be scaled from drawings. All dimensions to be checked on site prior to manufacture.

Any discrepancies between drawings and site conditions are to be reported to the contract manager.

This drawing is to be read in conjunction with all relevant Structural Engineers and Mechanical & Electrical Engineers drawings and specification.

Copyright of this drawing and all the information it contains is the sole property of OEA and may not be reproduced or used for any purpose without the written approval of the authors

KL_5 - Schedule

No.	Type	Count
1	Base Unit with Sink 500mm	2
3	Base Unit 400mm	5
4	Base Unit - 1100mm Corner Unit (400mm Door)	1
5	Wall Unit 400mm (900mm High)	6
6	Single Oven Cooker and Extract	2
7	Microwave (Housed within Wall Unit)	1
8	Freestanding Fridge-Freezer	2
10	Dinning Chair	6
12	Fire Retardant Curtains on RAL 9010 PVC Track - Pair	3
13	Heater - 2kw	1
14	42" Smart TV on Adjustable Bracket	1
15	Coffee Table - 600(L) x 450(W) x 450(H)	1
16	Sofa - 2 Seater	1
17	Sofa - 3 Seater	1
18	Pin Board (Lounge) - 1000(L) x 900(H)	1
19	General Waste Bin	1
22	Base Unit 400mm (Undersink)	2
28	Tall Ladder Unit 500mm (2200mm High)	1
63	Fire Blanket	1
70	Circular Table Suitable for 6 People	1

dwg status:

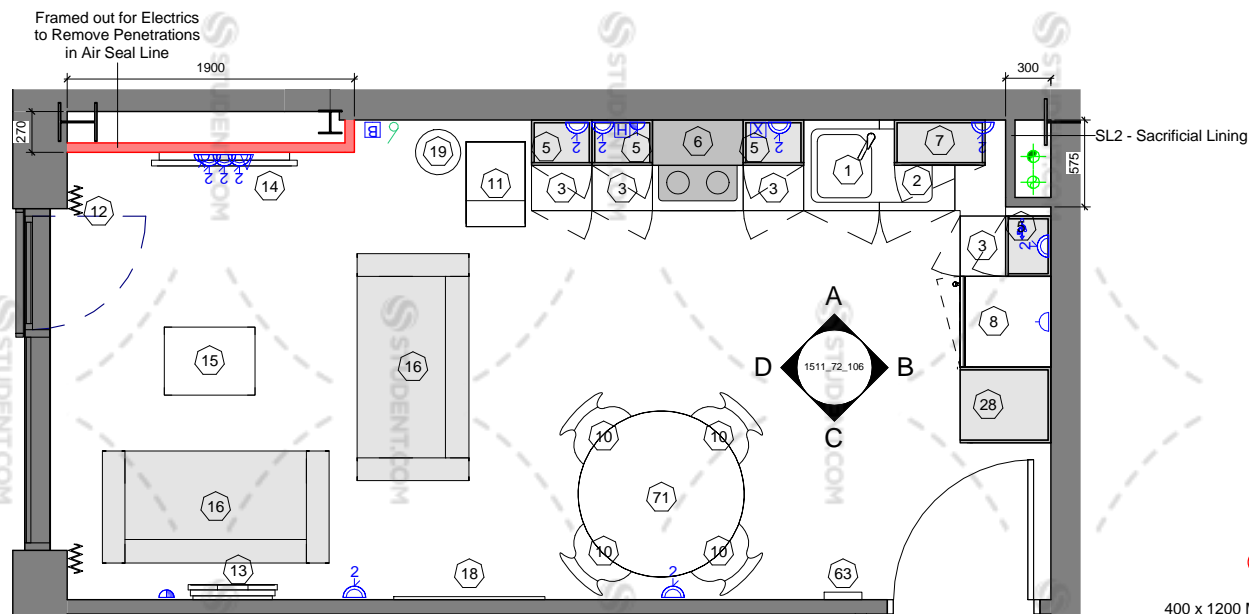
CONSTRUCTION

N	Lighting setting out revised.	26/09/16	IW	AP
M	TV Wall Elevation & feature wall revised. USB socket added.	14/09/16	AP	
L	Ceiling grid altered by request, Access Hatch added to match MSE. 2 seat sofa confirmed tub chair removed. Construction Issue.	15/08/16	IW	AP
K	Wall unit moved and tall unit revised as per client comments. Dimensions added. Window elevations for alternative flats added.	22/07/16	IW	AP
J	Dining table changed to round. Heater FS relocated. HB & SL relocated.	04/07/16	IW	AP
H	Tall kitchen cupboard door removed, curtain switched to single to avoid TV clash. Access hatch added.	05/04/16	IW	AP
G	Lighting loop added, fridge and tall cupboard moved, fire blanket relocated. Wall cupboard doors altered. TV sockets elevated. Curtains revised top avoid clash with TV.	01/04/16	IW	AP
F	Fire blanket added. Lighting socket height revised. Framing out note revised. Change to colour Splashback - note added.	01/02/16	AP	
E	Kitchen worktop sockets revised. Electrics for tv and heater moved from external wall. Ceiling electrics revised to MSE S.C. drawings.	15/01/16	GM	AP
D	General revision.	29/09/15	AP	
C	TENDER ISSUE	22/05/15	AP	
B	Electrical socket key added	18/05/15	AP	
A	Revised to suit Client's comments	14/05/15	AP	
Rev	Description	Date	By	Chk

oconnell east architects
63 Newton Street, Manchester, M1 1ET

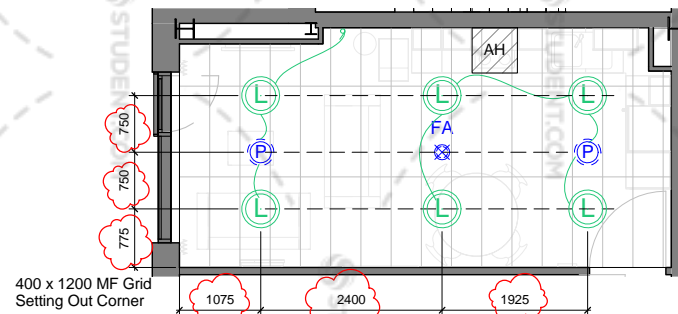
t: 0161 839 9380 f: 0161 833 1368

dwg title: Lounge Type KL_5	
job title:	Legge Street for Pochin
scale:	As indicated @ A3
date:	17/04/15
dwg no:	1511_72_105
drawn:	AP
job no:	1511
rev:	N



KL_6 - Plan View

1 : 50



KL_6 - Reflected Ceiling Plan

1 : 100

- Walls to be framed out for electricians to remove penetrations from air seal line
- ELECTRICAL SYMBOL KEY**
- ss - Single Socket
 - ds - Double Socket
 - dsu - Double Socket with USB charging socket
 - sd - Single Data (RJ45)
 - dd - Double Data (RJ45)
 - sl - Single Light Switch (1 gang)
 - dl - Double Light Switch (2 gang)
 - cc - Cooker wire connection
 - is - Cooker / Hob isolation switch
 - tv - TV Aerial
 - fs - Fused Spur
 - ha - Hob Angel Timer
 - hb - Heater Booster
 - eb - Extract Boost
 - L - Bulkhead LED Light to M&E Spec.
 - R - Recessed LED Light to M&E Spec.
 - P - PIR Sensor
 - FA - Fire Alarm Sounder & Detector to M&E Spec.
 - AH - Access Hatch

- Electrical sockets and lighting shown for coordination purposes only.
- Lighting to M&E Sub-contractors design to meet RDS lux levels.
- Please refer to M&E sub-contractors drawings for final positions.
- All drawings to be confirmed by Sub-contractor's before manufacture
- All Radiator positions to be confirmed by M&E Sub-contractor

notes:

All dimensions are in millimetres unless stated otherwise. No dimensions to be scaled from drawings. All dimensions to be checked on site prior to manufacture.

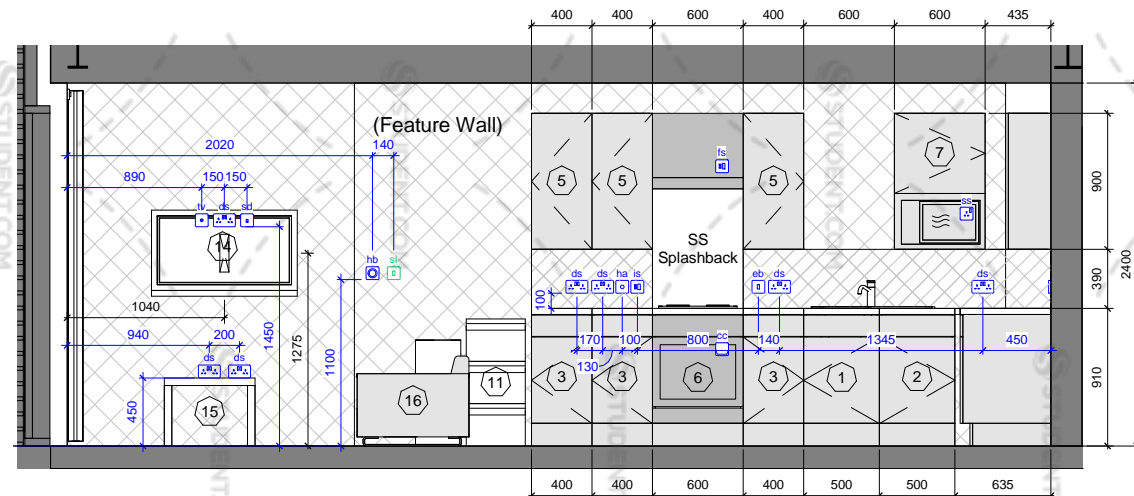
Any discrepancies between drawings and site conditions are to be reported to the contract manager.

This drawing is to be read in conjunction with all relevant Structural Engineers and Mechanical & Electrical Engineers drawings and specification.

Copyright of this drawing and all the information it contains is the sole property of OEA and may not be reproduced or used for any purpose without the written approval of the authors

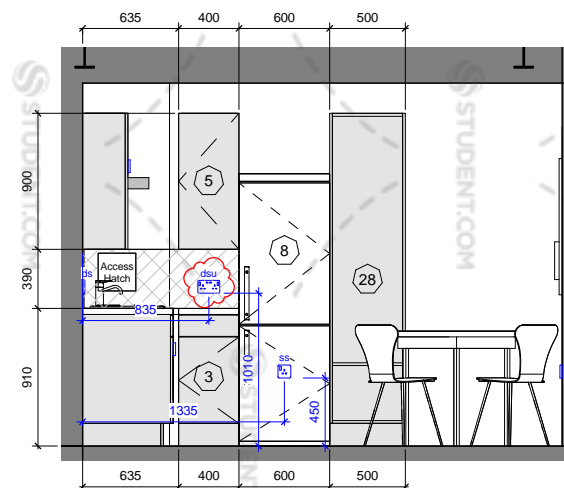
KL_6 - Schedule

No.	Type	Count
1	Base Unit with Sink 500mm	1
2	Base Unit 500mm (Undersink)	1
3	Base Unit 400mm	4
5	Wall Unit 400mm (900mm High)	4
6	Single Oven Cooker and Extract	1
7	Microwave (Housed within Wall Unit)	1
8	Freestanding Fridge-Freezer	1
10	Dinning Chair	4
11	Segregated Recycling Bin	1
12	Fire Retardant Curtains on RAL 9010 PVC Track - Pair	1
13	Heater - 1.5kW	1
14	42" Smart TV on Adjustable Bracket	1
15	Coffee Table - 600(L) x 450(W) x 450(H)	1
16	Sofa - 2 Seater	2
18	Pin Board (Lounge) - 1000(L) x 900(H)	1
19	General Waste Bin	1
28	Tall Ladder Unit 500mm (2200mm High)	1
63	Fire Blanket	1
71	Circular Table Suitable for 4 People	1



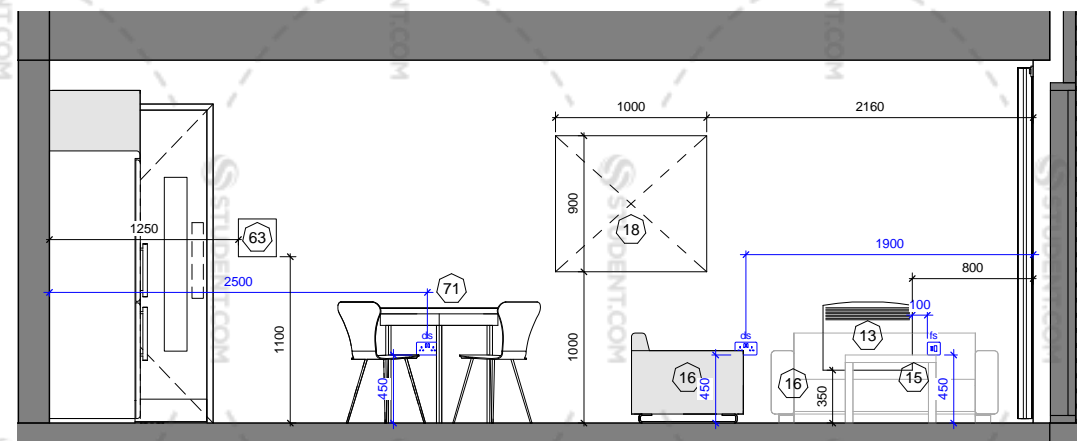
KL_6 - Elevation A

1 : 50



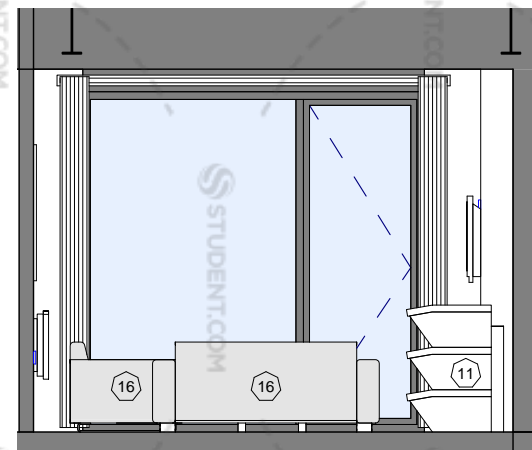
KL_6 - Elevation B

1 : 50



KL_6 - Elevation C

1 : 50



KL_6 - Elevation D

1 : 50

dwg status:

CONSTRUCTION

M	USB Socket added. Lighting setting out revised.	26/09/16	IW	AP
L	Ceiling grid altered by request, Access Hatch added to match M&E. Construction Issue.	15/08/16	IW	AP
K	Tall unit revised as per client comments. Dimensions added.	20/07/16	IW	AP
J	Lighting loop altered to match M&E, table changed to round. Heater FS relocated.	04/07/16	IW	AP
H	Boxing out to pipes altered, infill panel to wall units removed, tall kitchen cupboard door removed. Access hatch added.	05/04/16	IW	AP
G	Lighting loop added, fridge and cupboard locations switched. Heater moved. Cupboard door flipped to avoid clash with extractor. TV sockets elevated.	01/04/16	IW	AP
F	Fire blanket added. Lighting socket height revised. Framing out note revised. Change to cooker Splashback - note added.	01/02/16	AP	
E	Kitchen worktop sockets revised. Electrics for tv and heater moved from external wall. Ceiling electrics revised to M&E S.C. drawings.	15/01/16	GM	AP
D	General revision.	29/09/15	AP	
C	TENDER ISSUE	22/05/15	AP	
B	Electrical socket key added	18/05/15	AP	
A	Revised to suit Client's comments	14/05/15	AP	
Rev	Description	Date	By	Chk

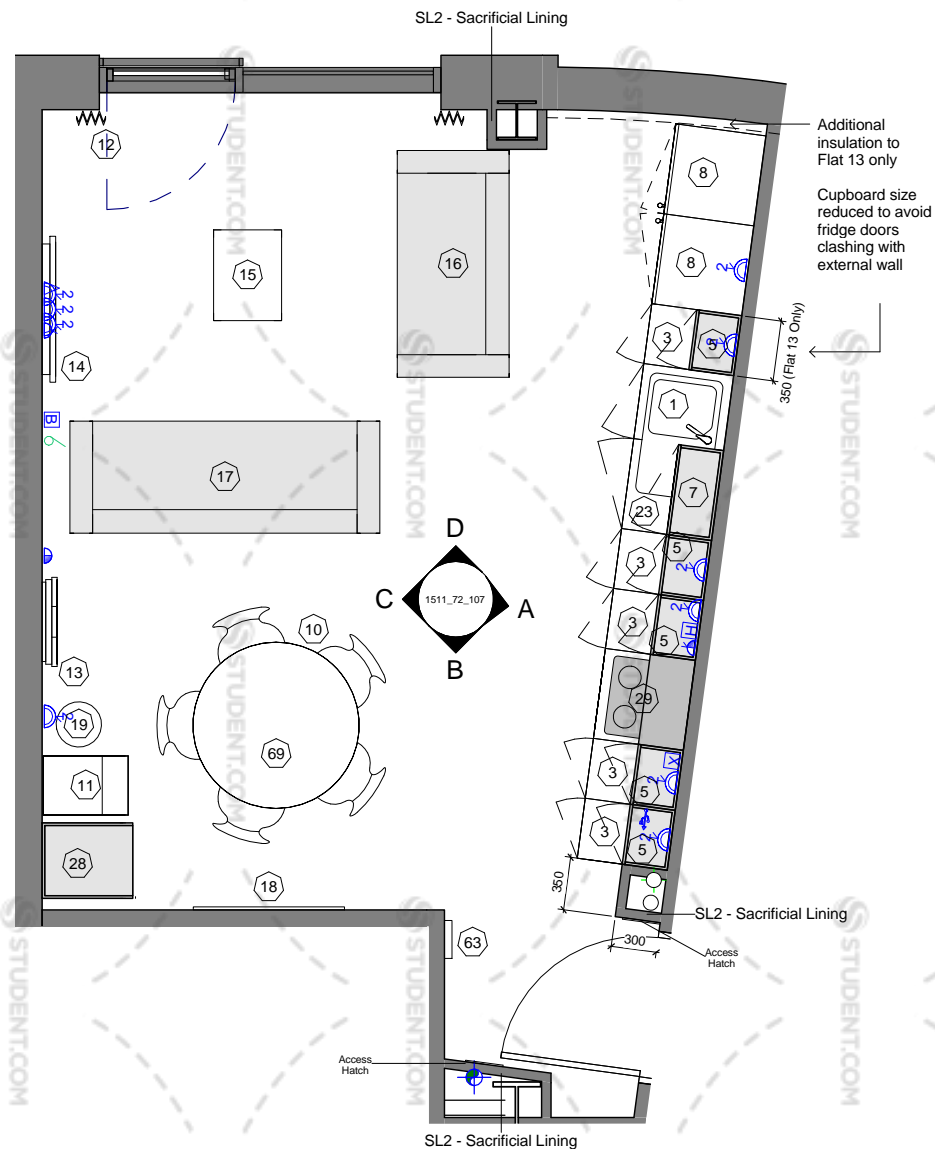
oea

oconnell east architects
63 Newton Street, Manchester, M1 1ET

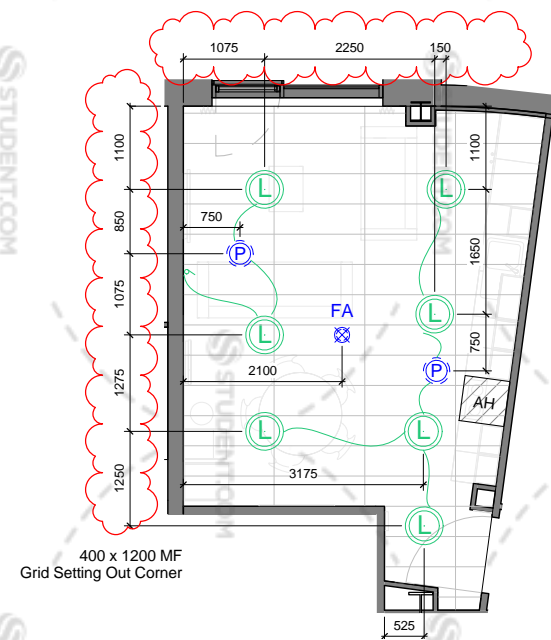
t: 0161 839 9380 f: 0161 833 1368

dwg title:	Lounge Type KL_6		
job title:	Legge Street for Pochin		
scale:	As indicated @ A3	drawn:	AP
date:	17/04/15	job no:	1511
dwg no:	1511_72_106	rev:	M

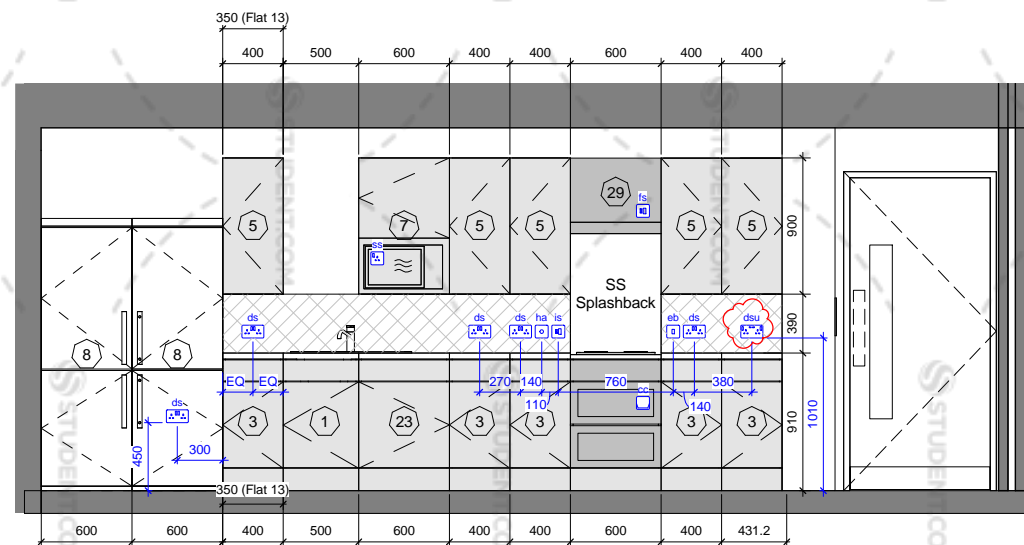
© OConnell East Architects - 2016



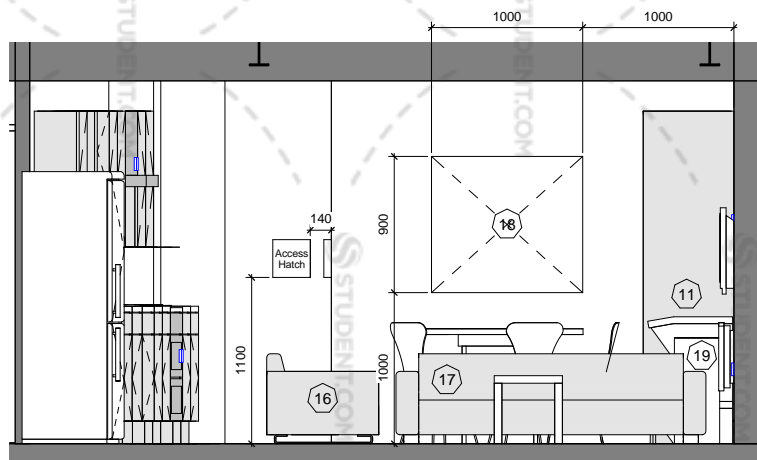
KL_7 - Plan View
1 : 50



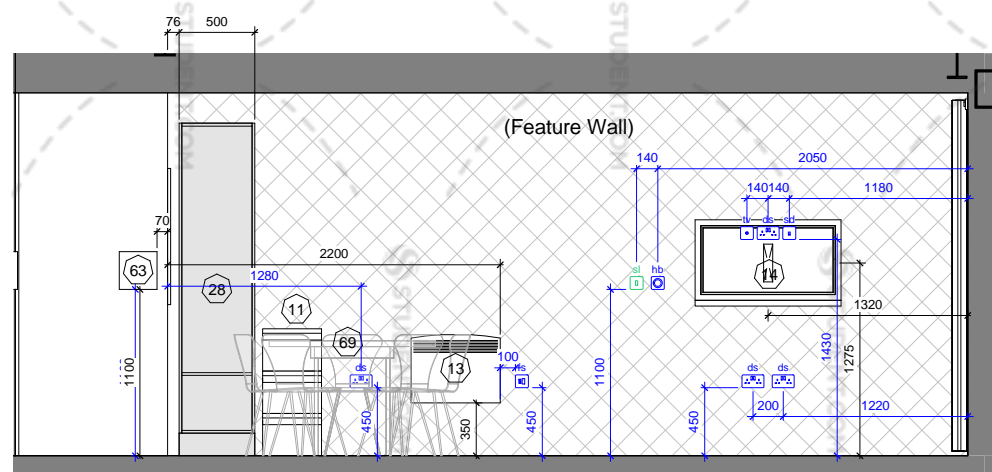
KL_7 - Reflected Ceiling Plan
1 : 100



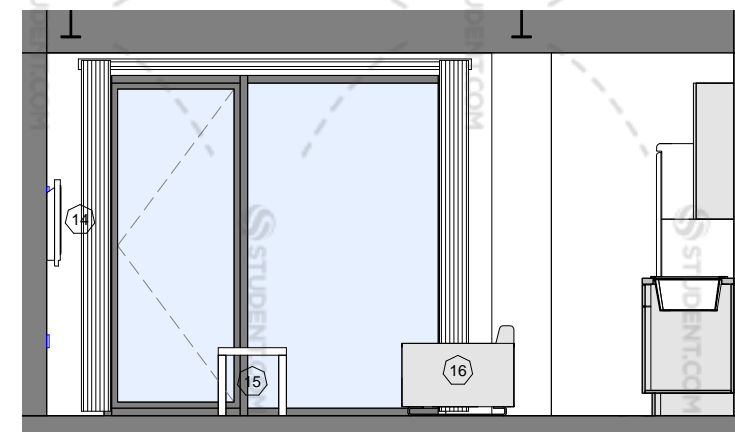
KL_7 - Elevation A
1 : 50



KL_7 - Elevation B
1 : 50



KL_7 - Elevation C
1 : 50



KL_7 - Elevation D
1 : 50

Walls to be framed out for electrics to remove penetrations from air seal line

ELECTRICAL SYMBOL KEY

- ss - Single Socket
- ds - Double Socket
- dsu - Double Socket with USB charging socket
- sd - Single Data (RJ45)
- dd - Double Data (RJ45)
- sl - Single Light Switch (1 gang)
- dl - Double Light Switch (2 gang)
- cc - Cooker wire connection
- is - Cooker / Hob isolation switch
- tv - TV Aerial
- fs - Fused Spur
- ha - Hob Angel Timer
- hb - Heater Booster
- eb - Extract Boost
- L - Bulkhead LED Light to M&E Spec.
- R - Recessed LED Light to M&E Spec.
- P - PIR Sensor
- FA - Fire Alarm Sounder & Detector to M&E Spec.
- AH - Access Hatch

- Electrical sockets and lighting shown for coordination purposes only.
- Lighting to M&E Sub-contractors design to meet RDS lux levels.
- Please refer to M&E sub-contractors drawings for final positions.
- All drawings to be confirmed by Sub-contractor's before manufacture
- All Radiator positions to be confirmed by M&E Sub-contractor

notes:

All dimensions are in millimetres unless stated otherwise. No dimensions to be scaled from drawings. All dimensions to be checked on site prior to manufacture.

Any discrepancies between drawings and site conditions are to be reported to the contract manager.

This drawing is to be read in conjunction with all relevant Structural Engineers and Mechanical & Electrical Engineers drawings and specification.

Copyright of this drawing and all the information it contains is the sole property of OEA and may not be reproduced or used for any purpose without the written approval of the authors

KL_7 - Schedule

No.	Type	Count
1	Base Unit with Sink 500mm	1
3	Base Unit 400mm	5
5	Wall Unit 400mm (900mm High)	5
7	Microwave (Housed within Wall Unit)	1
8	Freestanding Fridge-Freezer	2
10	Dinning Chair	5
11	Segregated Recycling Bin	1
12	Fire Retardant Curtains on RAL 9010 PVC Track - Pair	1
13	Heater - 1.5kW	1
14	42" Smart TV on Adjustable Bracket	1
15	Coffee Table - 600(L) x 450(W) x 450(H)	1
16	Sofa - 2 Seater	1
17	Sofa - 3 Seater	1
18	Pin Board (Lounge) - 1000(L) x 900(H)	1
19	General Waste Bin	1
23	Base Unit 600mm (Undersink)	1
28	Tall Ladder Unit 500mm (2200mm High)	1
29	Double Oven Cooker and Extract	1
63	Fire Blanket	1
69	Circular Table Suitable for 5 People	1

dwg status:

CONSTRUCTION

M	USB Socket added. Lighting setting out revised.	26/09/16	IW	AP
L	Ceiling grid altered by request, Access hatch added to match M&E. Construction Issue.	15/08/16	IW	AP
K	Tall unit revised as per client comments. Dimensions added.	20/07/16	IW	AP
J	Lighting loop adjusted to match M&E. 19. bin relocated, elevation C expanded to show fire blanket. Heater & FS relocated.	04/07/16	IW	AP
H	Table altered to suit 5 people, boxing to pipework amended, tall kitchen cupboard door removed. Access hatches added.	05/04/16	IW	AP
G	Lighting loop added, Fire blanket relocated, TV sockets elevated, Cupboard door changed to avoid clash with extractor. Table changed to round.	01/04/16	IW	AP
F	Fire blanket added. Lighting socket height revised. Framing out note revised. Change to cooker Splashback - note added.	01/02/16	AP	
E	Ceiling electrics revised to M&E S.C. drawings.	15/01/16	GM	AP
D	General revision.	29/09/15	AP	
C	TENDER ISSUE	22/05/15	AP	
B	Electrical socket key added	18/05/15	AP	
A	Revised to suit Client's comments	14/05/15	AP	
Rev	Description	Date	By	Chk

oea

oconnell east architects
63 Newton Street, Manchester, M1 1ET

t: 0161 839 9380 f: 0161 833 1368

dwg title: Lounge Type KL_7

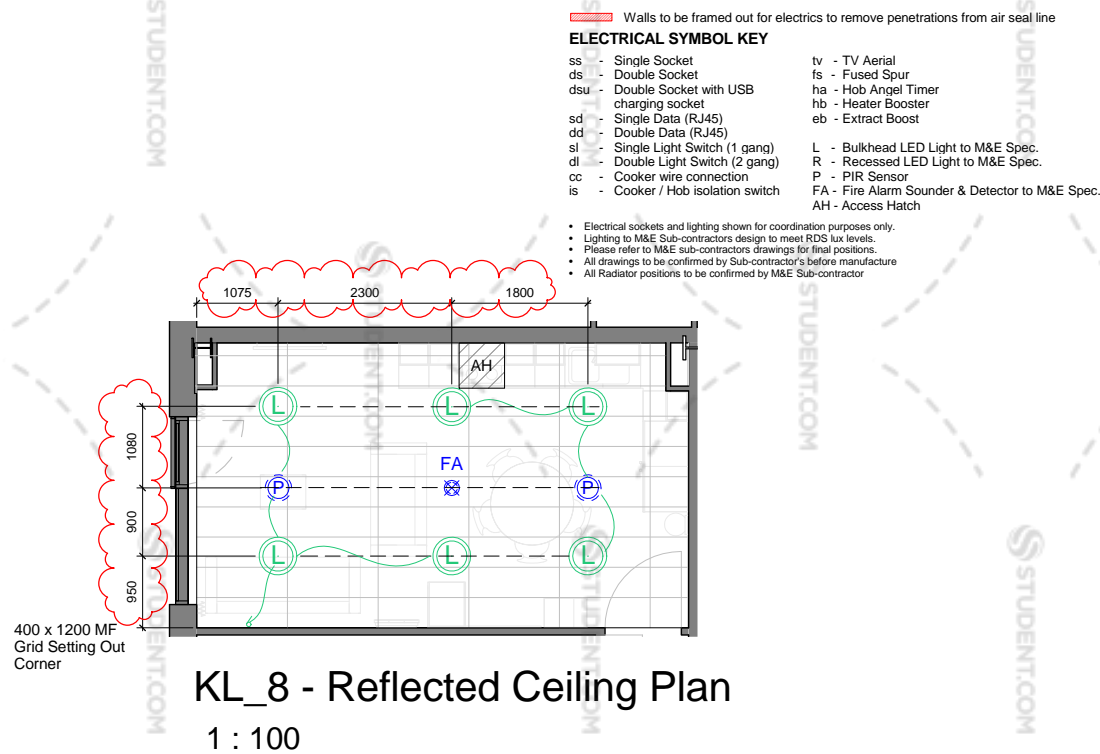
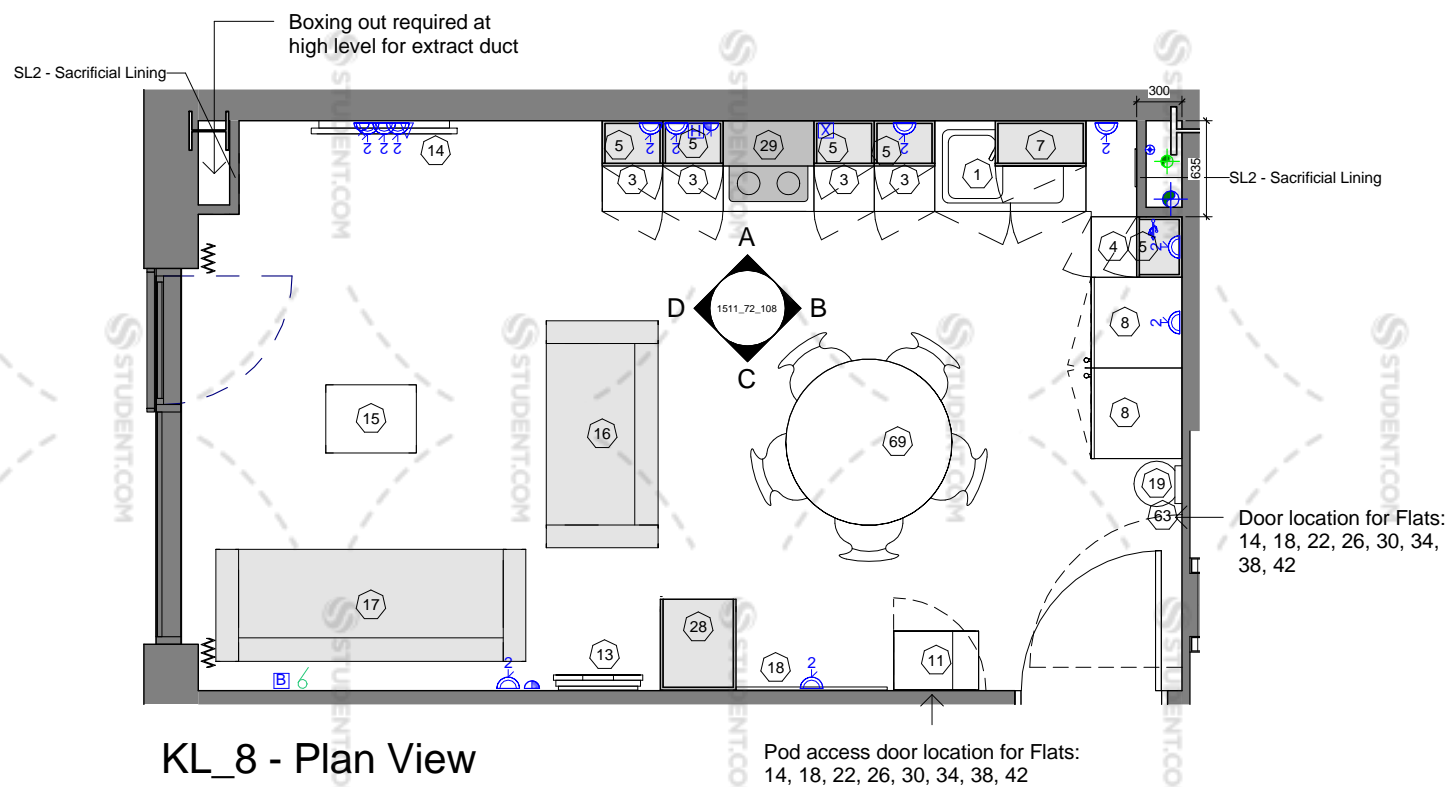
job title: Legge Street
for Pochin

scale: As indicated @ A3 drawn: AP

date: 17/04/15 job no: 1511

dwg no: 1511_72_107 rev: M

© OConnell East Architects - 2016



notes:

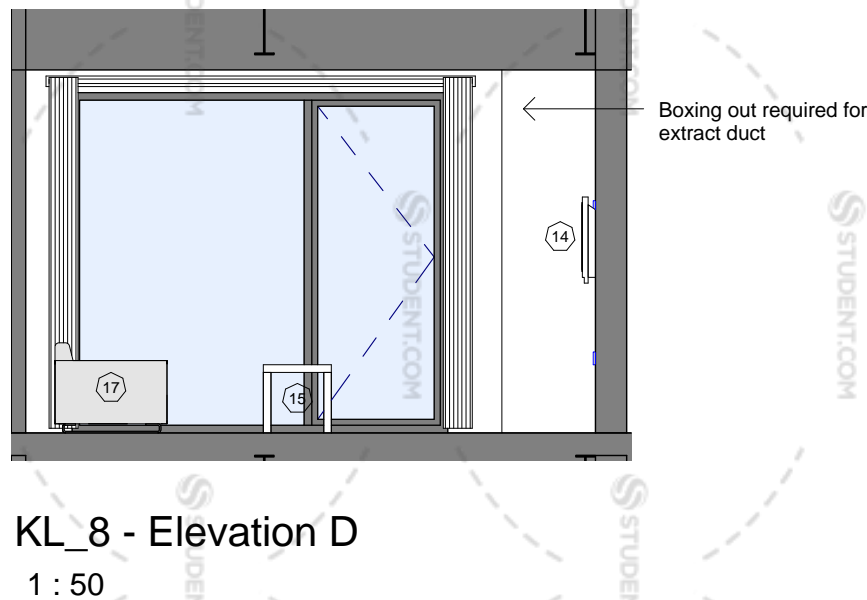
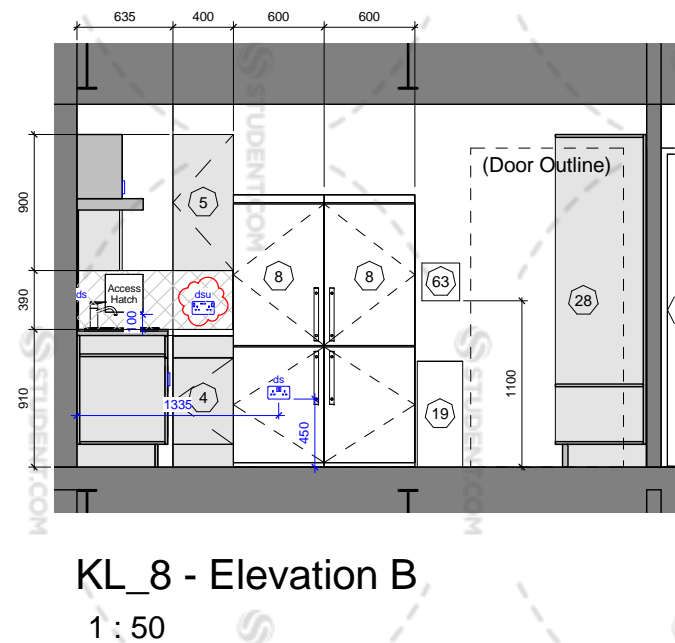
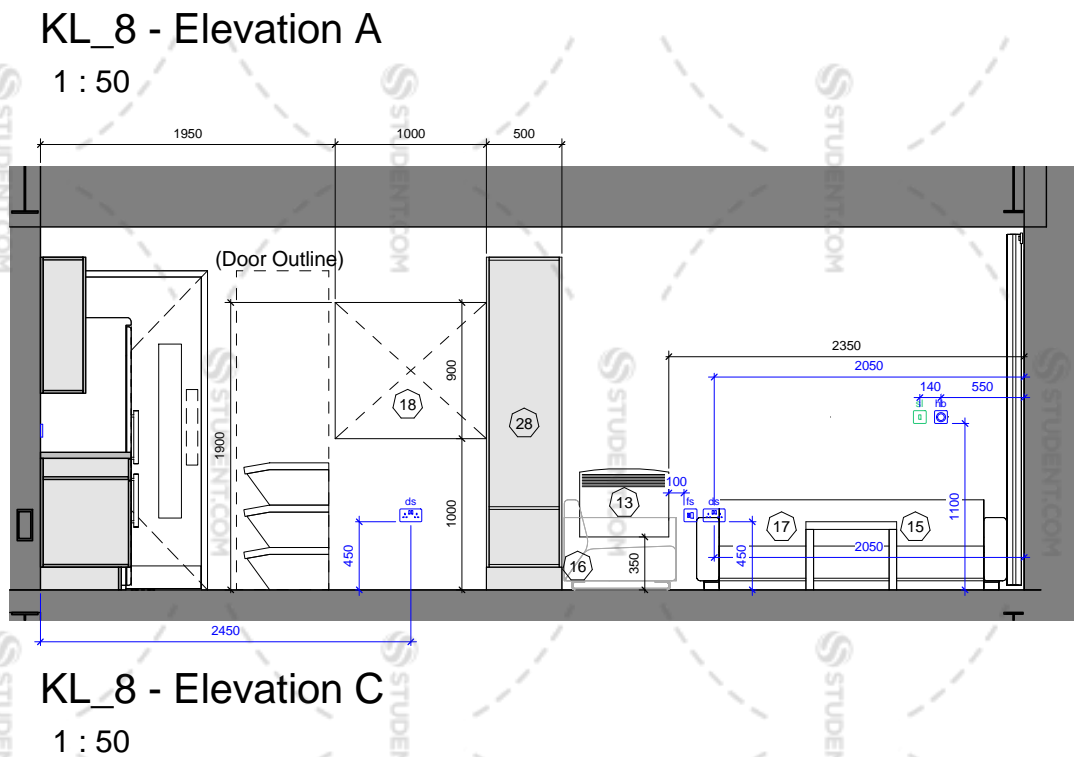
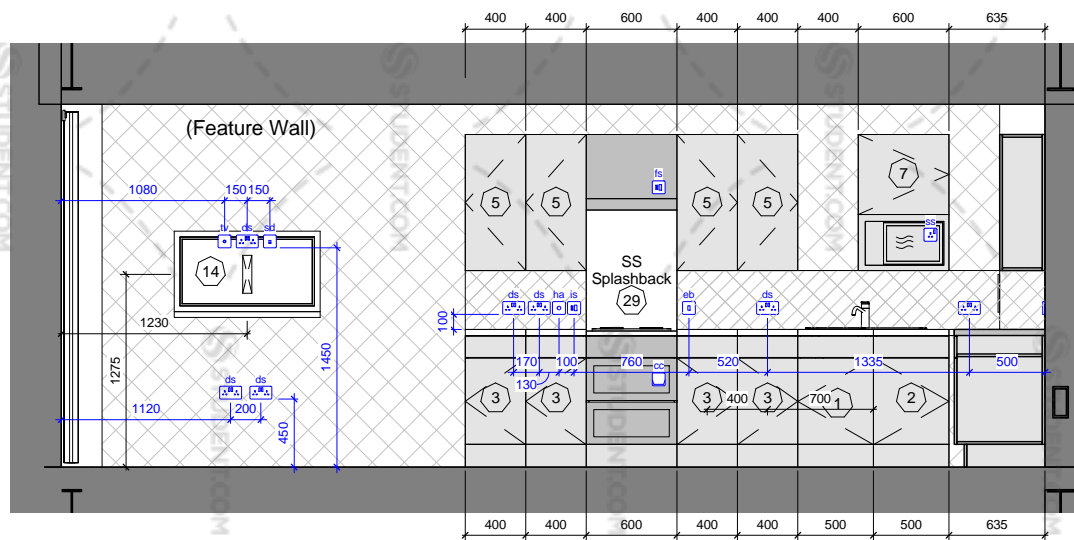
All dimensions are in millimetres unless stated otherwise. No dimensions to be scaled from drawings. All dimensions to be checked on site prior to manufacture.

Any discrepancies between drawings and site conditions are to be reported to the contract manager.

This drawing is to be read in conjunction with all relevant Structural Engineers and Mechanical & Electrical Engineers drawings and specification.

Copyright of this drawing and all the information it contains is the sole property of OEA and may not be reproduced or used for any purpose without the written approval of the authors

KL_8 - Schedule		
No.	Type	Count
1	Base Unit with Sink 500mm	1
2	Base Unit 500mm (Undersink)	1
3	Base Unit 400mm	4
4	Base Unit - 1100mm Corner Unit (400mm Door)	1
5	Wall Unit 400mm (900mm High)	5
7	Microwave (Housed within Wall Unit)	1
8	Freestanding Fridge-Freezer	2
10	Dinning Chair	5
11	Segregated Recycling Bin	1
12	Fire Retardant Curtains on RAL 9010 PVC Track - Pair	1
13	Heater - 1.5kW	1
14	42" Smart TV on Adjustable Bracket	1
15	Coffee Table - 600(L) x 450(W) x 450(H)	1
16	Sofa - 2 Seater	1
17	Sofa - 3 Seater	1
18	Pin Board (Lounge) - 1000(L) x 900(H)	1
19	General Waste Bin	1
28	Tall Ladder Unit 500mm (2200mm High)	1
29	Double Oven Cooker and Extract	1
63	Fire Blanket	1
69	Circular Table Suitable for 5 People	1



dwg status:

CONSTRUCTION				
Rev	Description	Date	By	Chk
M	USB Socket added. Lighting setting out revised.	26/09/16	IW	AP
L	Ceiling grid altered by request, Access hatch added to match M&E, lighting loop altered. Construction Issue.	15/08/16	IW	AP
K	Tall unit revised as per client comments. Dimensions added.	20/07/16	IW	AP
J	Heater & FS relocated, HB, SL & DS relocated to avoid sofa/heater clash.	04/07/16	IW	AP
H	Tall kitchen cupboard - door removed, boxing around pip work altered, boxing removed from steel (same corner). Access hatch added.	05/04/16	IW	AP
G	Lighting loop added, changes to boxing and relocation of tall kitchen cupboard. Cupboard doors altered to avoid clash with extractor. TV sockets elevated. - Table changed to round.	01/04/16	IW	AP
F	Fire blanket added. Lighting socket height revised. Framing out note revised. Change to cooker Splashback - note added.	01/02/16	AP	AP
E	Heater moved from external wall. Ceiling electrics revised to M&E S.C. drawings. Layout revised to allow for alternative door arrangement.	15/01/16	GM	AP
D	General revision.	29/09/15	AP	AP
C	TENDER ISSUE	22/05/15	AP	AP
B	Electrical socket key added	18/05/15	AP	AP
A	Revised to suit Client's comments	14/05/15	AP	AP

oea

oconnell east architects
63 Newton Street, Manchester, M1 1ET

t: 0161 839 9380 f: 0161 833 1368

dwg title: Lounge Type KL_8

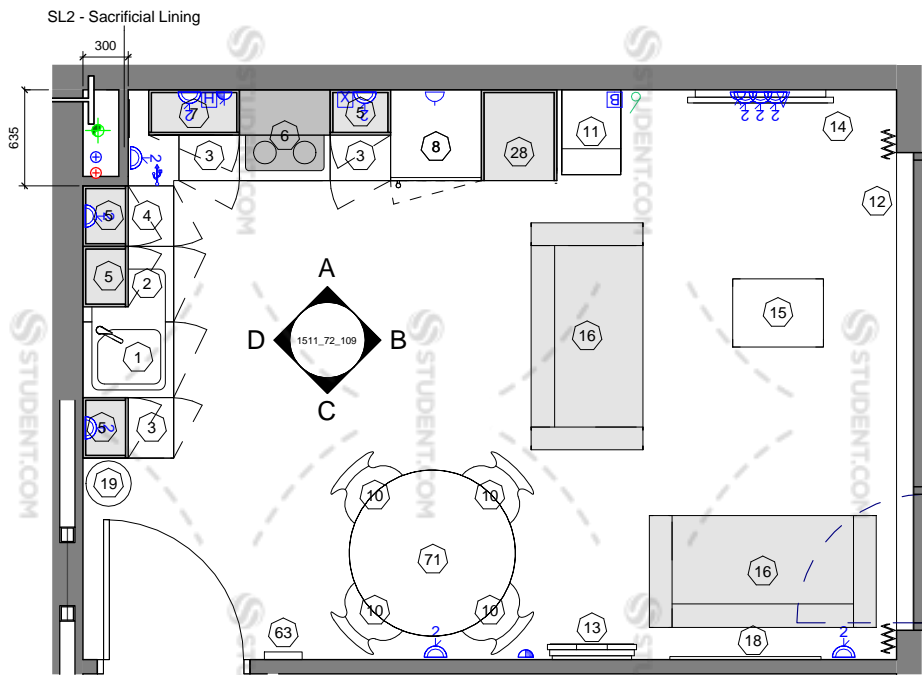
job title: Legge Street for Pochin

scale: As indicated @ A3 drawn: AP

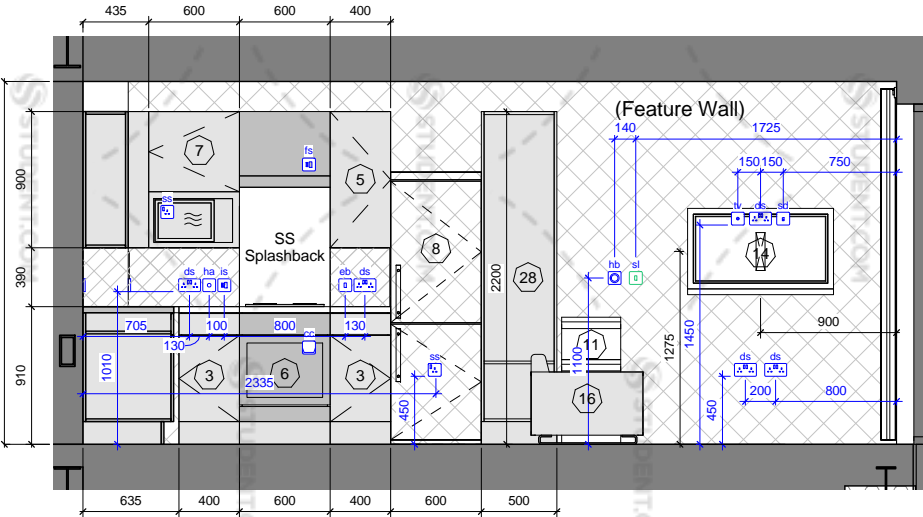
date: 17/04/15 job no: 1511

dwg no: 1511_72_108 rev: M

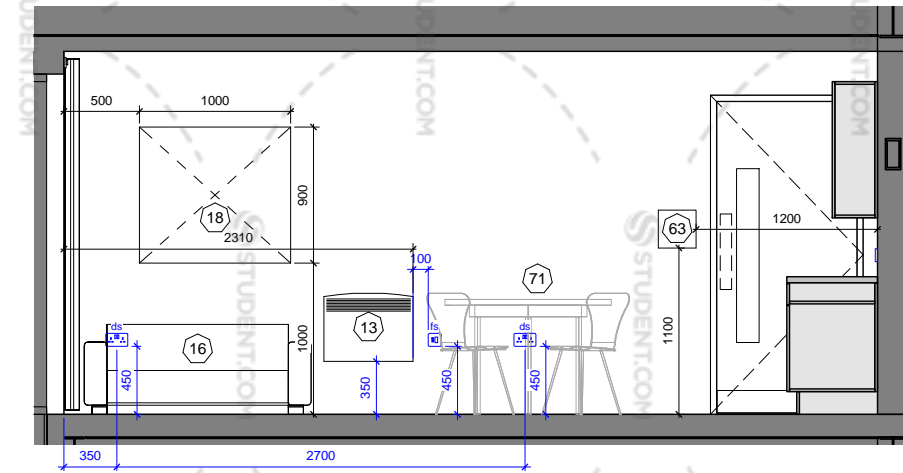
© OConnell East Architects - 2016



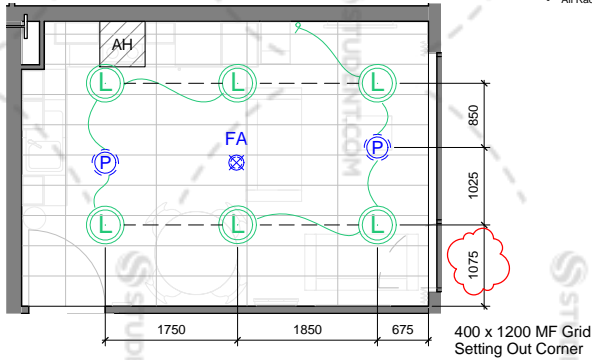
KL_9 - Plan View
1 : 50



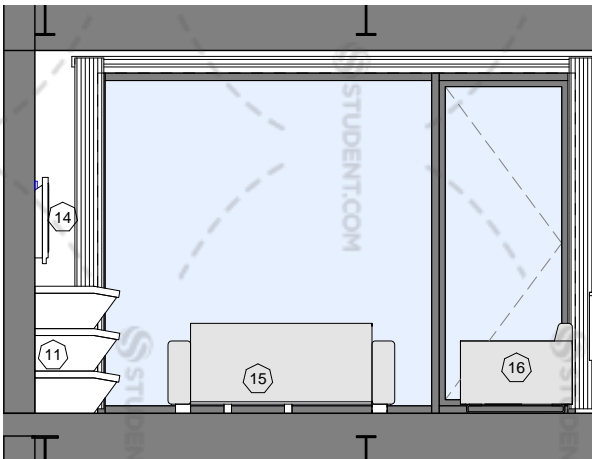
KL_9 - Elevation A
1 : 50



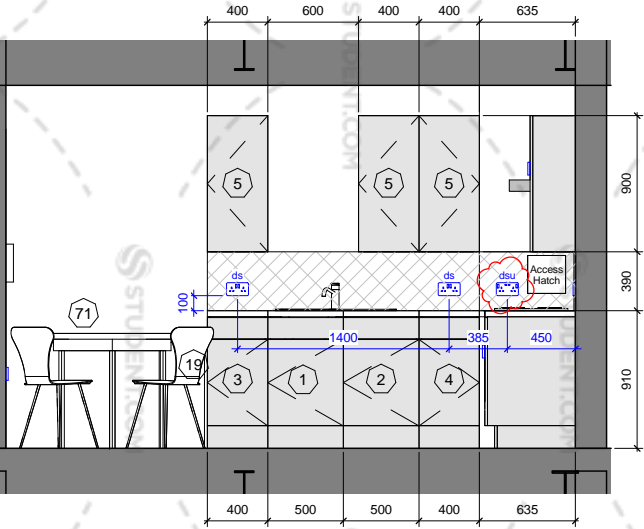
KL_9 - Elevation C
1 : 50



KL_9 - Reflected Ceiling Plan
1 : 100



KL_9 - Elevation B
1 : 50



KL_9 - Elevation D
1 : 50

- Walls to be framed out for electrics to remove penetrations from air seal line
- ELECTRICAL SYMBOL KEY**
- ss - Single Socket
 - ds - Double Socket
 - dsu - Double Socket with USB charging socket
 - sd - Single Data (RJ45)
 - dd - Double Data (RJ45)
 - sl - Single Light Switch (1 gang)
 - dl - Double Light Switch (2 gang)
 - cc - Cooker wire connection
 - is - Cooker / Hob isolation switch
 - tv - TV Aerial
 - fs - Fused Spur
 - ha - Hob Angel Timer
 - hb - Heater Booster
 - eb - Extract Booster
 - L - Bulkhead LED Light to M&E Spec.
 - R - Recessed LED Light to M&E Spec.
 - P - PIR Sensor
 - FA - Fire Alarm Sounder & Detector to M&E Spec.
 - AH - Access Hatch
- Electrical sockets and lighting shown for coordination purposes only.
 - Lighting to M&E Sub-contractors design to meet RDS lux levels.
 - Please refer to M&E sub-contractors drawings for final positions.
 - All drawings to be confirmed by Sub-contractor's before manufacture
 - All Radiator positions to be confirmed by M&E Sub-contractor

notes:

All dimensions are in millimetres unless stated otherwise. No dimensions to be scaled from drawings. All dimensions to be checked on site prior to manufacture.

Any discrepancies between drawings and site conditions are to be reported to the contract manager.

This drawing is to be read in conjunction with all relevant Structural Engineers and Mechanical & Electrical Engineers drawings and specification.

Copyright of this drawing and all the information it contains is the sole property of OEA and may not be reproduced or used for any purpose without the written approval of the authors

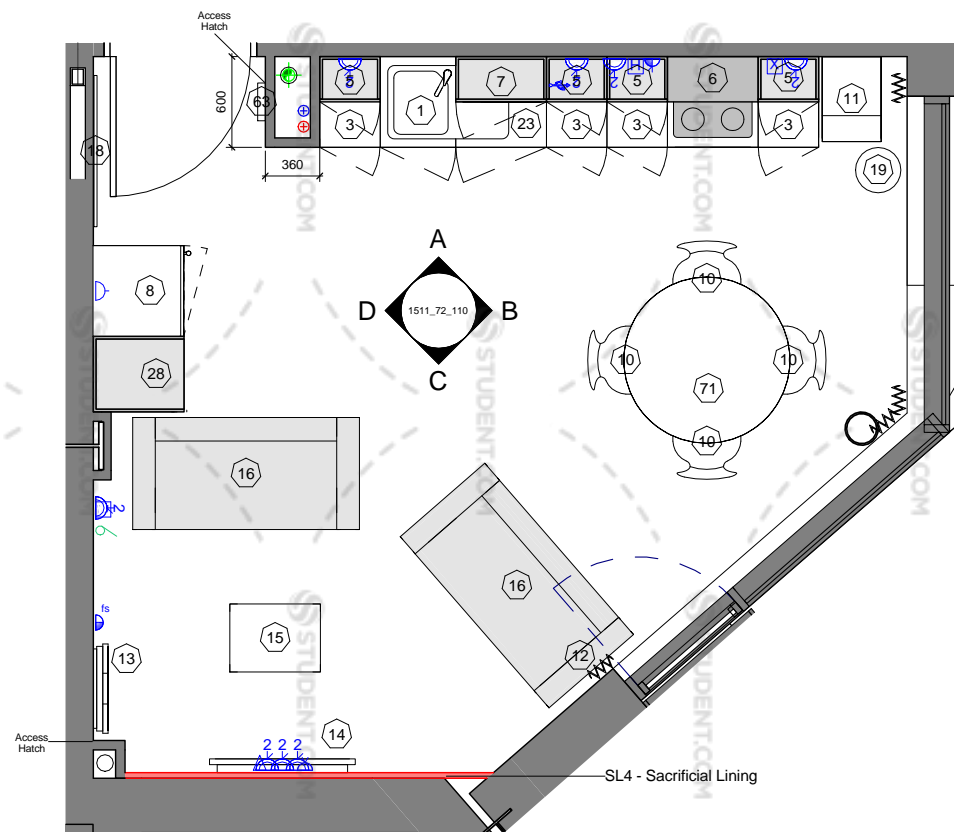
KL_9 - Schedule		
No.	Type	Count
1	Base Unit with Sink 500mm	1
2	Base Unit 500mm (Undersink)	1
3	Base Unit 400mm	3
4	Base Unit - 1100mm Corner Unit (400mm Door)	1
5	Wall Unit 400mm (900mm High)	4
6	Single Oven Cooker and Extract	1
7	Microwave (Housed within Wall Unit)	1
8	Freestanding Fridge-Freezer	1
10	Dinning Chair	4
11	Segregated Recycling Bin	1
12	Fire Retardant Curtains on RAL 9010 PVC Track - Pair	1
13	Heater - 1.5kW	1
14	42" Smart TV on Adjustable Bracket	1
15	Coffee Table - 600(L) x 450(W) x 450(H)	1
16	Sofa - 2 Seater	2
18	Pin Board (Lounge) - 1000(L) x 900(H)	1
19	General Waste Bin	1
28	Tall Ladder Unit 500mm (2200mm High)	1
63	Fire Blanket	1
71	Circular Table Suitable for 4 People	1

dwg status:

CONSTRUCTION

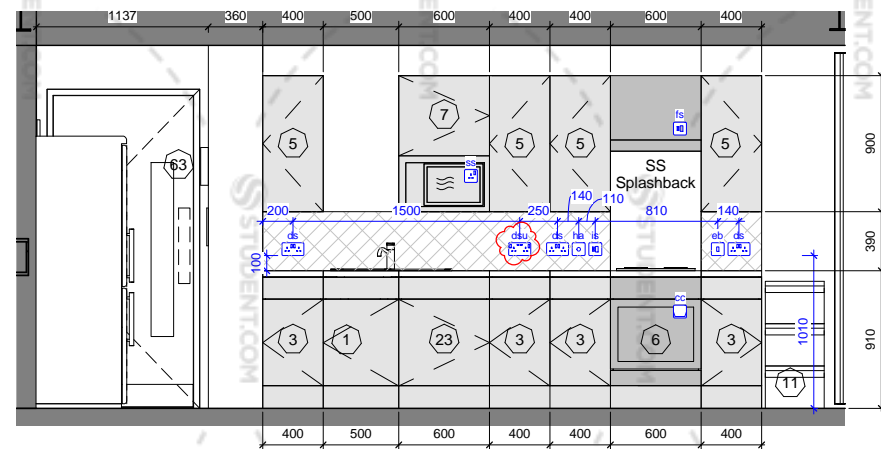
Rev	Description	Date	By	Chk
M	USB Socket added. Lighting setting out revised.	26/09/16	IW	AP
L	Ceiling grid altered by request, Access hatch added to match M&E. Construction Issue.	15/08/16	IW	AP
K	Tall unit revised as per client comments. Dimensions added.	20/07/16	IW	AP
J	Lighting loop altered to match M&E, dining table changed to round. HB & SL moved next to TV to meet M&E guidelines. FS moved to low level.	04/07/16	IW	AP
H	Boxing to pipework altered, boxing to steel removed (same corner), tall kitchen cupboard - door removed.	05/04/16	IW	AP
G	Lighting loop added, steel boxed, sockets moved, fridge & tall cupboard switched. TV sockets elevated.	01/04/16	IW	AP
F	Fire blanket added. Lighting socket height revised. Framing out note revised. Change to cooker splashback - note added.	01/02/16	AP	AP
E	Ceiling electrics revised to M&E S.C. drawings. Dimensions added.	15/01/16	GM	AP
D	General revision.	29/09/15	AP	AP
C	TENDER ISSUE	22/05/15	AP	AP
B	Electrical socket key added	18/05/15	AP	AP
A	Revised to suit Client's comments	14/05/15	AP	AP

oea	
oconnell east architects 63 Newton Street, Manchester, M1 1ET	
t: 0161 839 9380 f: 0161 833 1368	
dwg title:	Lounge Type KL_9
job title:	Legge Street for Pochin
scale:	As indicated @ A3
date:	17/04/15
dwg no:	1511_72_109
drawn:	AP
job no:	1511
rev:	M



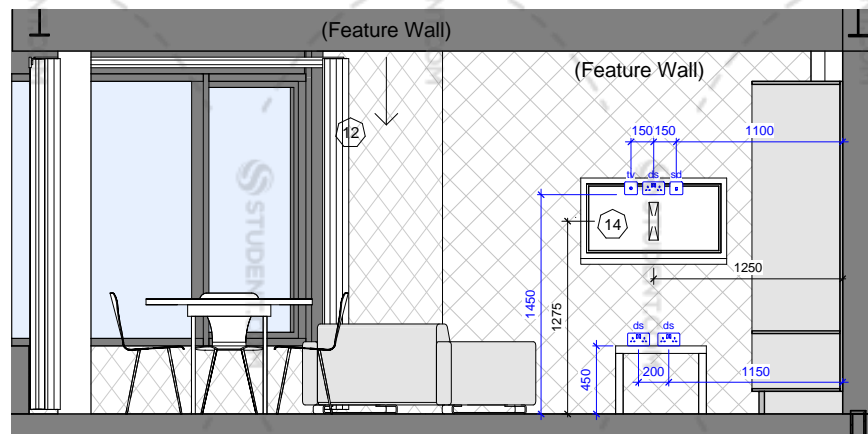
KL_10 - Plan View

1 : 50



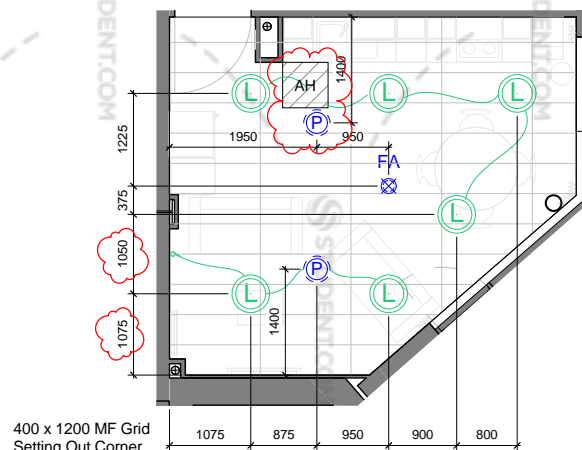
KL_10 - Elevation A

1 : 50



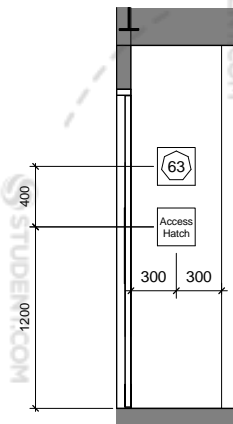
KL_10 - Elevation C

1 : 50



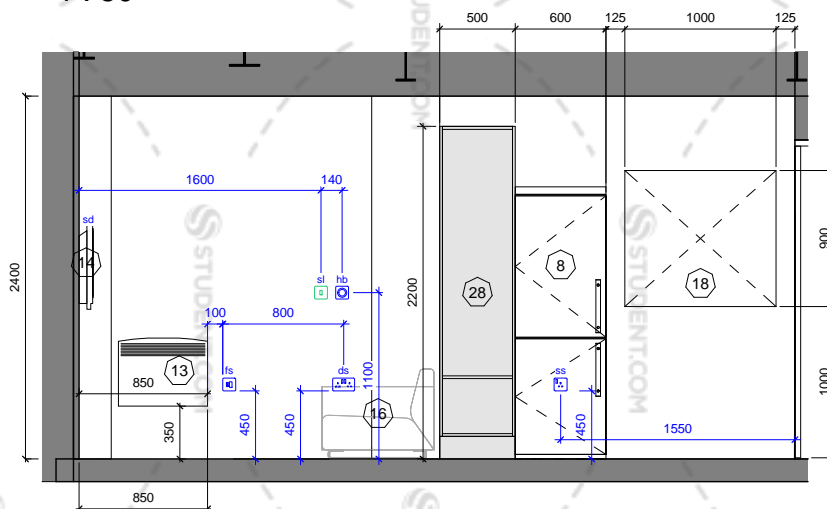
KL_10 - Reflected Ceiling Plan

1 : 100



KL_10 - Elevation B

1 : 50



KL_10 - Elevation D

1 : 50

Walls to be framed out for electrics to remove penetrations from air seal line

ELECTRICAL SYMBOL KEY

- ss - Single Socket
- ds - Double Socket
- dsu - Double Socket with USB charging socket
- sd - Single Data (RJ45)
- dd - Double Data (RJ45)
- sl - Single Light Switch (1 gang)
- dl - Double Light Switch (2 gang)
- cc - Cooker wire connection
- is - Cooker / Hob isolation switch
- tv - TV Aerial
- fs - Fused Spur
- ha - Hob Angel Timer
- hb - Heater Booster
- eb - Extract Booster
- L - Bulkhead LED Light to M&E Spec.
- R - Recessed LED Light to M&E Spec.
- P - PIR Sensor
- FA - Fire Alarm Sounder & Detector to M&E Spec.
- AH - Access Hatch

- Electrical sockets and lighting shown for coordination purposes only.
- Lighting to M&E Sub-contractors design to meet RDS lux levels.
- Please refer to M&E sub-contractors drawings for final positions.
- All drawings to be confirmed by Sub-contractor's before manufacture
- All Radiator positions to be confirmed by M&E Sub-contractor

notes:

All dimensions are in millimetres unless stated otherwise. No dimensions to be scaled from drawings. All dimensions to be checked on site prior to manufacture.

Any discrepancies between drawings and site conditions are to be reported to the contract manager.

This drawing is to be read in conjunction with all relevant Structural Engineers and Mechanical & Electrical Engineers drawings and specification.

Copyright of this drawing and all the information it contains is the sole property of OEA and may not be reproduced or used for any purpose without the written approval of the authors

KL_10 - Schedule

No.	Type	Count
1	Base Unit with Sink 500mm	1
3	Base Unit 400mm	4
5	Wall Unit 400mm (900mm High)	4
6	Single Oven Cooker and Extract	1
7	Microwave (Housed within Wall Unit)	1
8	Freestanding Fridge-Freezer	1
10	Dinning Chair	4
11	Segregated Recycling Bin	1
12	Fire Retardant Curtains on RAL 9010 PVC Track - Pair	2
13	Heater - 1.5kW	1
14	42" Smart TV on Adjustable Bracket	1
15	Coffee Table - 600(L) x 450(W) x 450(H)	1
16	Sofa - 2 Seater	2
18	Pin Board (Lounge) - 1000(L) x 900(H)	1
19	General Waste Bin	1
23	Base Unit 600mm (Undersink)	1
28	Tall Ladder Unit 500mm (2200mm High)	1
63	Fire Blanket	1
71	Circular Table Suitable for 4 People	1

dwg status:

CONSTRUCTION

M	USB Socket added. Lighting setting out revised.	26/09/16	IW	AP
L	Ceiling grid altered by request, Access Hatch added to match M&E. Sofa and tub chair changed by request. Construction Issue.	15/08/16	IW	AP
K	Tall unit revised as per client comments. Dimensions added.	20/07/16	IW	AP
J	Lighting loop altered to match M&E, dining table changed to round. HB, SL, Heater & FS relocated to comply with M&E.	04/07/16	IW	AP
H	Boxing to pipework altered, tall kitchen cupboard door removed. Access hatch removed.	05/04/16	IW	AP
G	Steel boxed in, lighting loop added, feature wall extended. Cupboard door altered to avoid clash with extractor. TV sockets elevated.	01/04/16	IW	AP
F	Fire blanket added. Lighting socket height revised. Framing out note revised. Change to cooker Splashback - note added.	01/02/16	AP	
E	Ceiling electrics revised to M&E S.C. drawings. Dimensions added. TV and heater location revised.	15/01/16	GM	AP
D	General revision.	29/09/15	AP	
C	TENDER ISSUE	22/05/15	AP	
B	Electrical socket key added	18/05/15	AP	
A	Revised to suit Client's comments	14/05/15	AP	
Rev	Description	Date	By	Chk

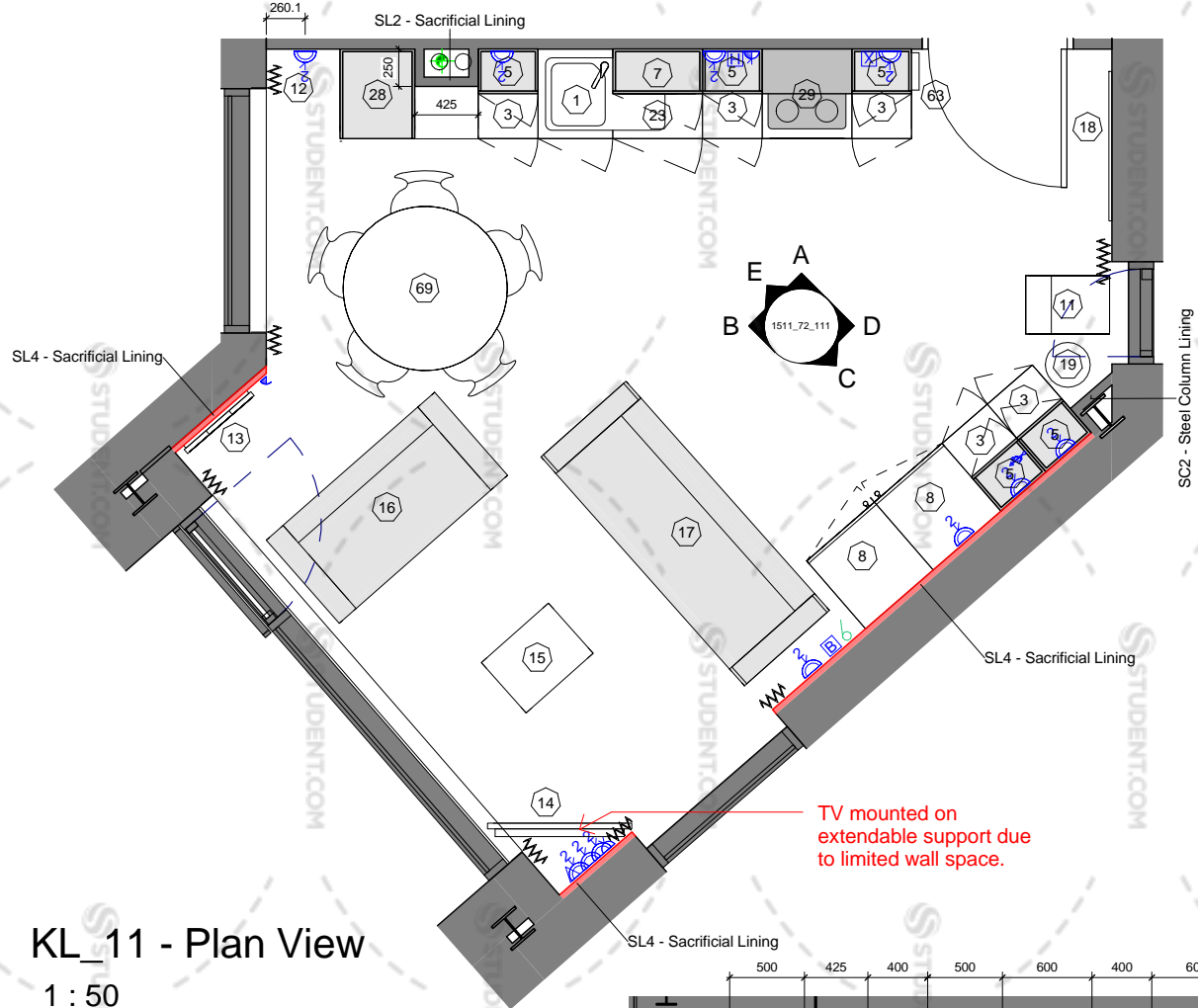
oea

oconnell east architects
63 Newton Street, Manchester, M1 1ET

t: 0161 839 9380 f: 0161 833 1368

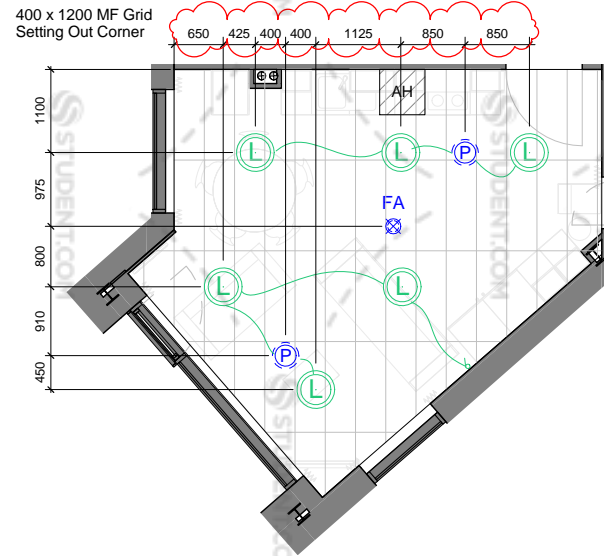
dwg title:	Lounge Type KL_10		
job title:	Legge Street for Pochin		
scale:	As indicated @ A3	drawn:	AP
date:	17/04/15	job no:	1511
dwg no:	1511_72_110	rev:	M

© OConnell East Architects - 2016



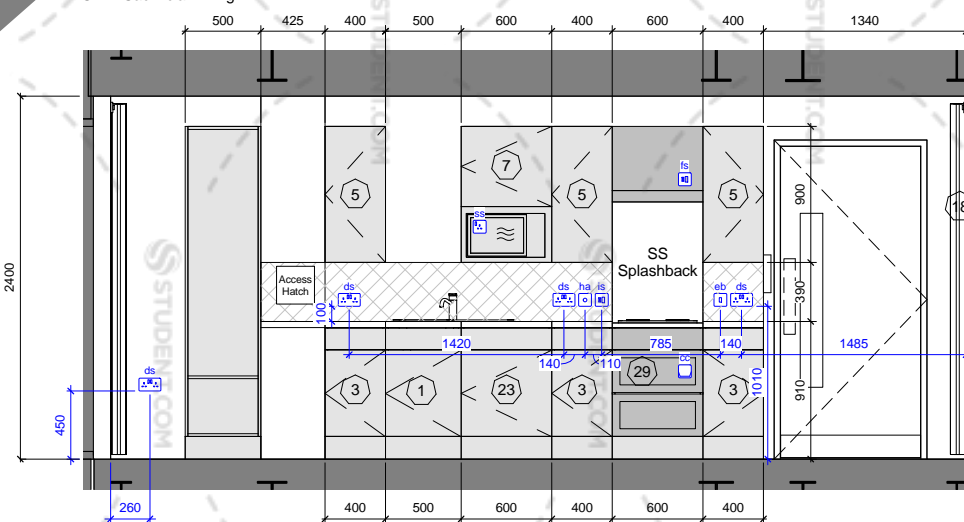
KL_11 - Plan View

1 : 50



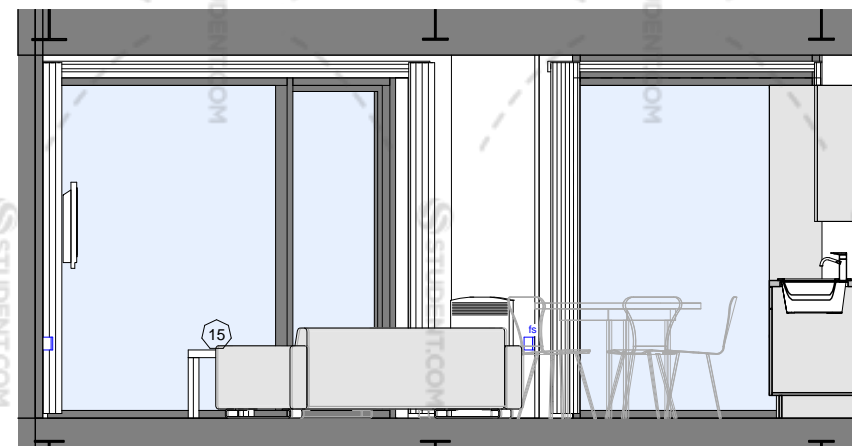
KL_11 - Reflected Ceiling Plan

1 : 100



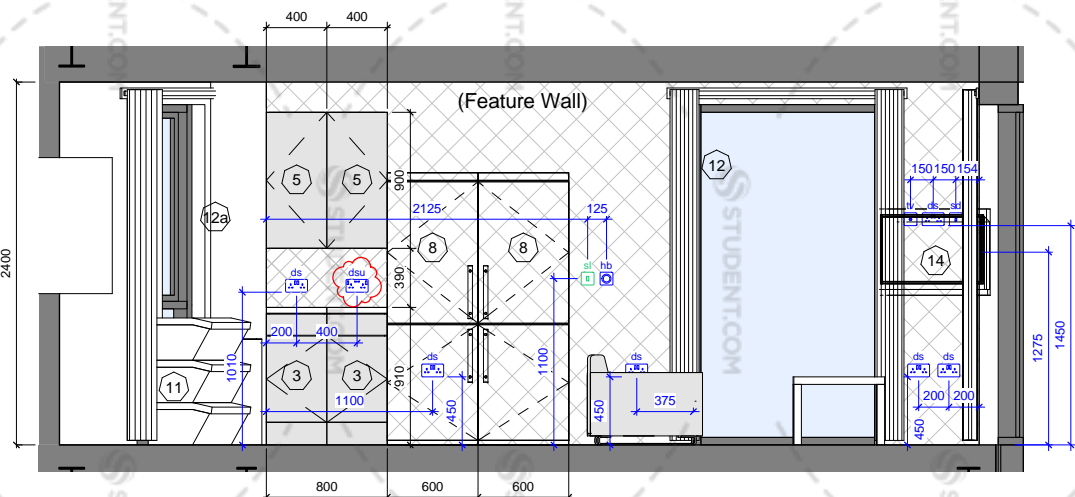
KL_11 - Elevation A

1 : 50



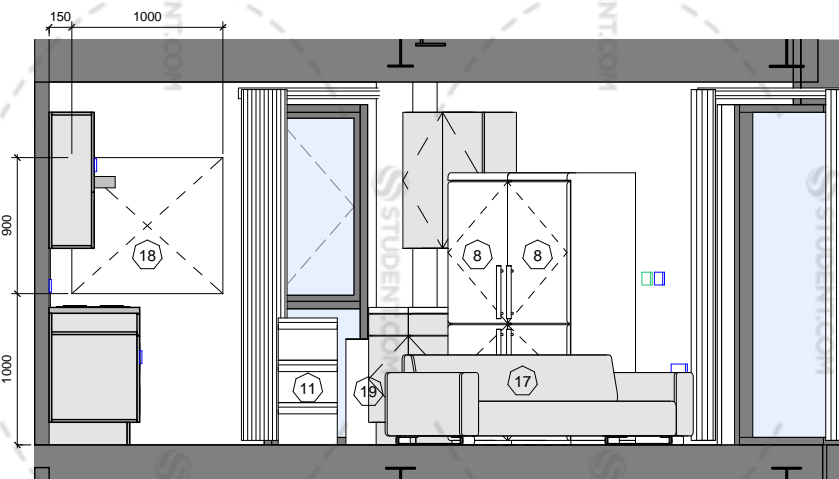
KL_11 - Elevation B

1 : 50



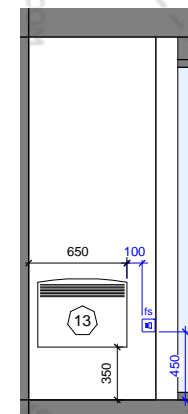
KL_11 - Elevation C

1 : 50



KL_11 - Elevation D

1 : 50



KL_11 - Elevation E

1 : 50

Walls to be framed out for electrics to remove penetrations from air seal line

ELECTRICAL SYMBOL KEY

- ss - Single Socket
- ds - Double Socket
- dsu - Double Socket with USB charging socket
- sd - Single Data (RJ45)
- dd - Double Data (RJ45)
- sl - Single Light Switch (1 gang)
- dl - Double Light Switch (2 gang)
- cc - Cooker wire connection
- is - Cooker / Hob isolation switch
- tv - TV Aerial
- fs - Fused Spur
- ha - Hob Angel Timer
- hb - Heater Booster
- eb - Extract Booster
- L - Bulkhead LED Light to M&E Spec.
- R - Recessed LED Light to M&E Spec.
- P - PIR Sensor
- FA - Fire Alarm Sounder & Detector to M&E Spec.
- AH - Access Hatch

- Electrical sockets and lighting shown for coordination purposes only.
- Lighting to M&E Sub-contractors design to meet RDS lux levels.
- Please refer to M&E sub-contractors drawings for final positions.
- All drawings to be confirmed by Sub-contractor's before manufacture
- All Radiator positions to be confirmed by M&E Sub-contractor

notes:

All dimensions are in millimetres unless stated otherwise. No dimensions to be scaled from drawings. All dimensions to be checked on site prior to manufacture.

Any discrepancies between drawings and site conditions are to be reported to the contract manager.

This drawing is to be read in conjunction with all relevant Structural Engineers and Mechanical & Electrical Engineers drawings and specification.

Copyright of this drawing and all the information it contains is the sole property of OEA and may not be reproduced or used for any purpose without the written approval of the authors

KL_11 - Schedule

No.	Type	Count
1	Base Unit with Sink 500mm	1
3	Base Unit 400mm	5
5	Wall Unit 400mm (900mm High)	5
7	Microwave (Housed within Wall Unit)	1
8	Freestanding Fridge-Freezer	2
10	Dinning Chair	5
11	Segregated Recycling Bin	1
12	Fire Retardant Curtains on RAL 9010 PVC Track - Pair	3
12a	Fire Retardant Curtains on RAL 9010 PVC Track - Single	1
13	Heater - 1.5kW	1
14	42" Smart TV on Adjustable Bracket	1
15	Coffee Table - 600(L) x 450(W) x 450(H)	1
16	Sofa - 2 Seater	1
17	Sofa - 3 Seater	2
18	Pin Board (Lounge) - 1000(L) x 900(H)	1
19	General Waste Bin	1
23	Base Unit 600mm (Undersink)	1
28	Tall Ladder Unit 500mm (2200mm High)	1
29	Double Oven Cooker and Extract	1
63	Fire Blanket	1
69	Circular Table Suitable for 5 People	1

dwg status:

CONSTRUCTION

M	USB Socket added. Lighting setting out revised.	26/09/16	IW	AP
L	Ceiling grid altered by request. Access Hatch added to match M&E. Construction Issue.	15/08/16	IW	AP
K	Tall unit revised as per client comments. Dimensions added.	20/07/16	IW	AP
J	FS relocated to RHS of heater.	04/07/16	IW	AP
H	Tall kitchen cupboard added. Access hatch added.	05/04/16	IW	AP
G	Lighting loop added, sl & thermostat added, 2 No. kitchen cupboard doors altered to hinge on other side. TV sockets elevated. Pipework added. Table change to circular.	01/04/16	IW	AP
F	Fire blanket added. Lighting socket height revised. Framing out note revised. Change to cooker Splashback - note added.	01/02/16	AP	
E	Ceiling electrics revised to M&E S.C. drawings. Dimensions added. Feature wall and pin board added. TV note added.	15/01/16	GM	AP
D	General revision.	23/09/15	AP	
C	TENDER ISSUE	22/05/15	AP	
B	Electrical socket key added	18/05/15	AP	
A	Revised to suit Client's comments	14/05/15	AP	
Rev	Description	Date	By	Chk

oea

oconnell east architects
63 Newton Street, Manchester, M1 1ET

t: 0161 839 9380 f: 0161 833 1368

dwg title: Lounge Type KL_11

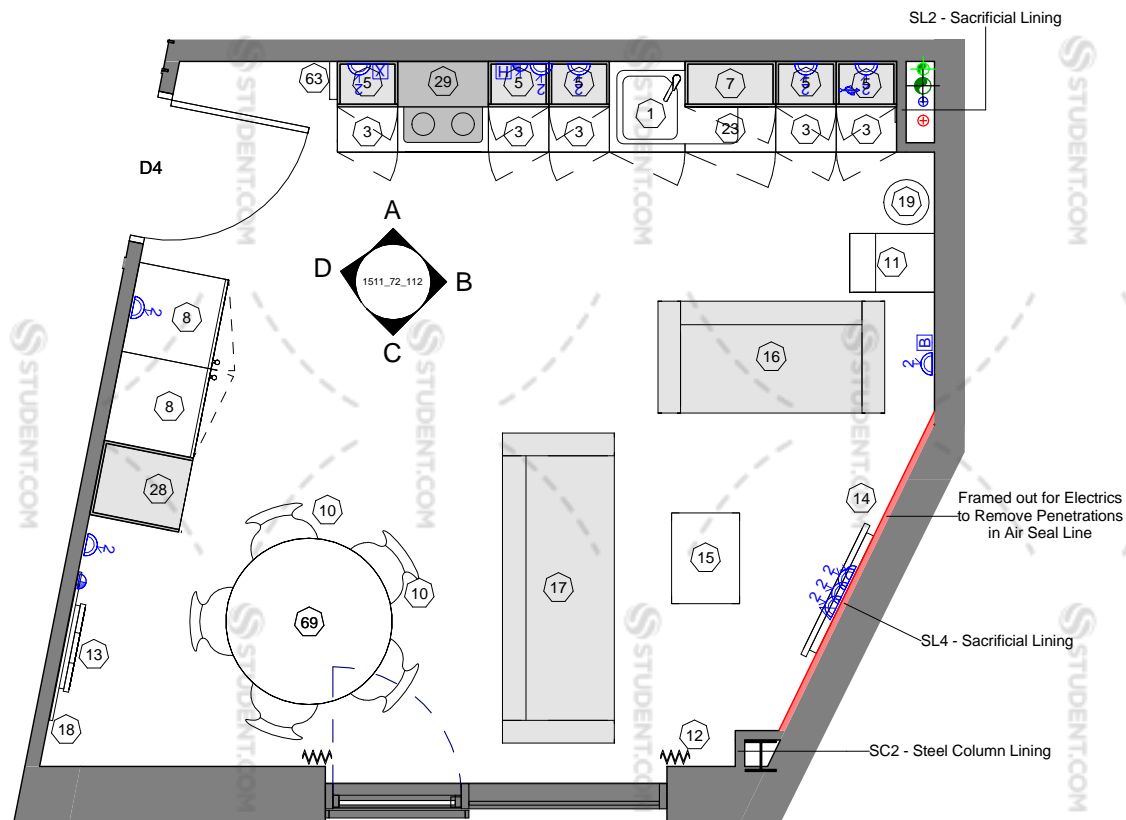
job title:
Legge Street
for
Pochin

scale: As indicated @ A3 drawn: AP

date: 17/04/15 job no: 1511

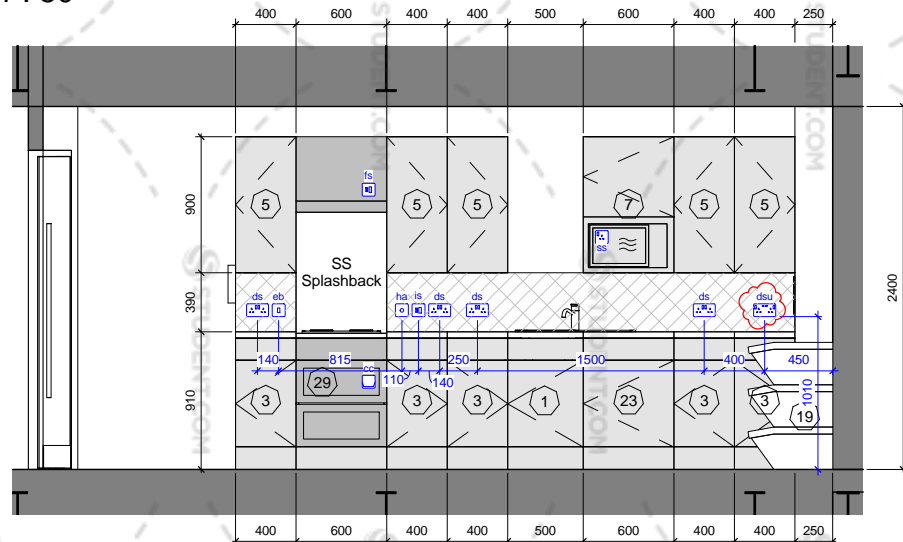
dwg no: 1511_72_111 rev: M

© OConnell East Architects - 2016



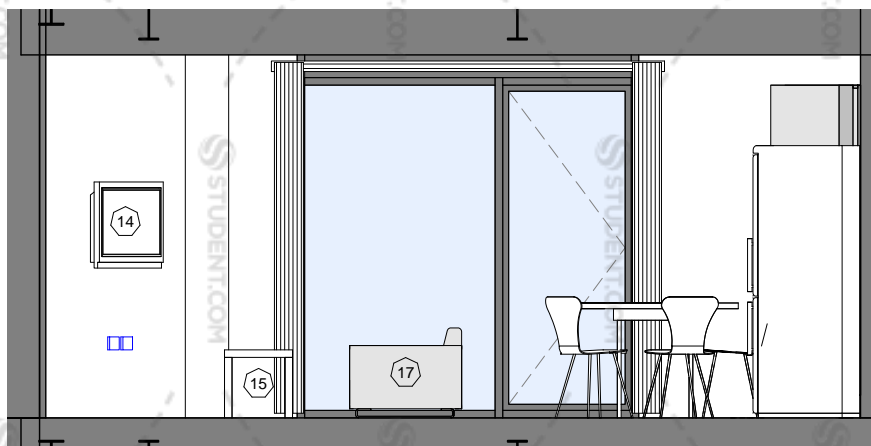
KL_12 - Plan View

1 : 50



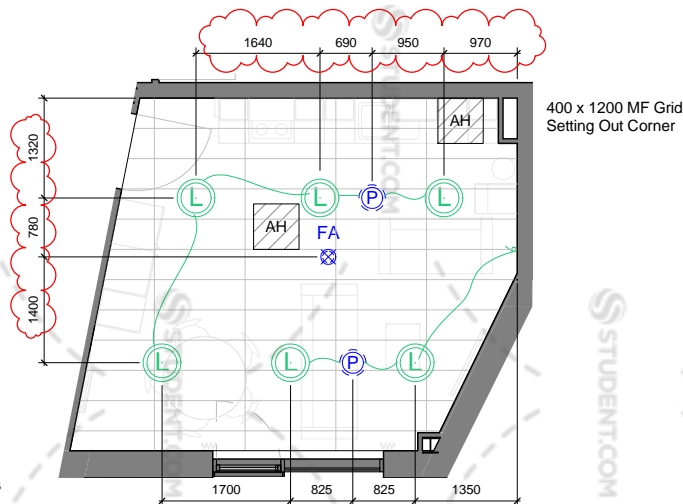
KL_12 - Elevation A

1 : 50



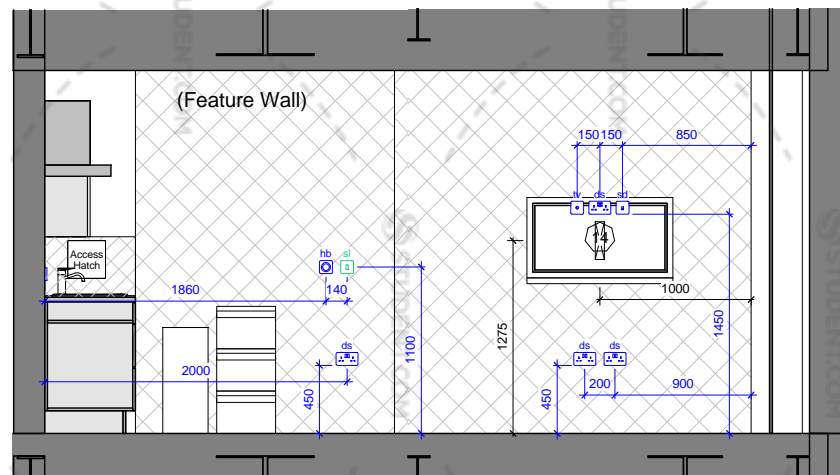
KL_12 - Elevation C

1 : 50



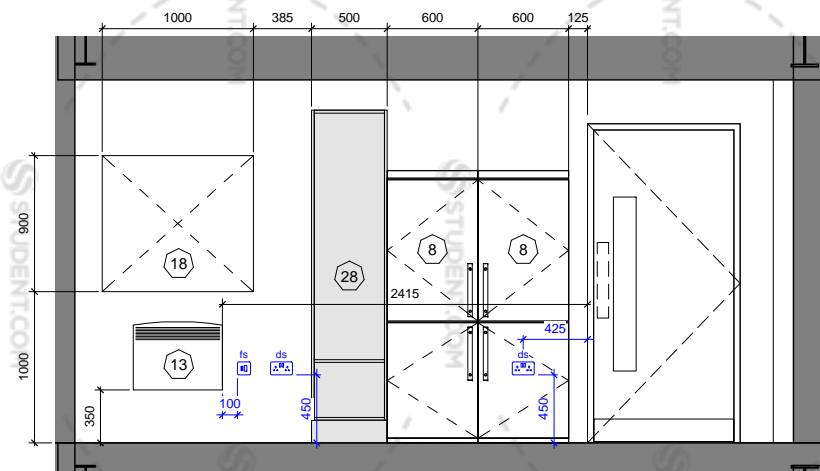
KL_12 - Reflected Ceiling Plan

1 : 100



KL_12 - Elevation B

1 : 50



KL_12 - Elevation D

1 : 50

Walls to be framed out for electrics to remove penetrations from air seal line

ELECTRICAL SYMBOL KEY

- | | |
|--|---|
| ss - Single Socket | tv - TV Aerial |
| ds - Double Socket | fs - Fused Spur |
| dsu - Double Socket with USB charging socket | ha - Hob Angel Timer |
| sd - Single Data (RJ45) | hb - Heater Booster |
| dd - Double Data (RJ45) | eb - Extract Boost |
| sl - Single Light Switch (1 gang) | L - Bulkhead LED Light to M&E Spec. |
| dl - Double Light Switch (2 gang) | R - Recessed LED Light to M&E Spec. |
| cc - Cooker wire connection | P - PIR Sensor |
| is - Cooker / Hob isolation switch | FA - Fire Alarm Sounder & Detector to M&E Spec. |
| | AH - Access Hatch |

- Electrical sockets and lighting shown for coordination purposes only.
- Lighting to M&E Sub-contractors design to meet RDS lux levels.
- Please refer to M&E sub-contractors drawings for final positions.
- All drawings to be confirmed by Sub-contractor's before manufacture
- All Radiator positions to be confirmed by M&E Sub-contractor

notes:

All dimensions are in millimetres unless stated otherwise. No dimensions to be scaled from drawings. All dimensions to be checked on site prior to manufacture.

Any discrepancies between drawings and site conditions are to be reported to the contract manager.

This drawing is to be read in conjunction with all relevant Structural Engineers and Mechanical & Electrical Engineers drawings and specification.

Copyright of this drawing and all the information it contains is the sole property of OEA and may not be reproduced or used for any purpose without the written approval of the authors

KL_12 - Schedule

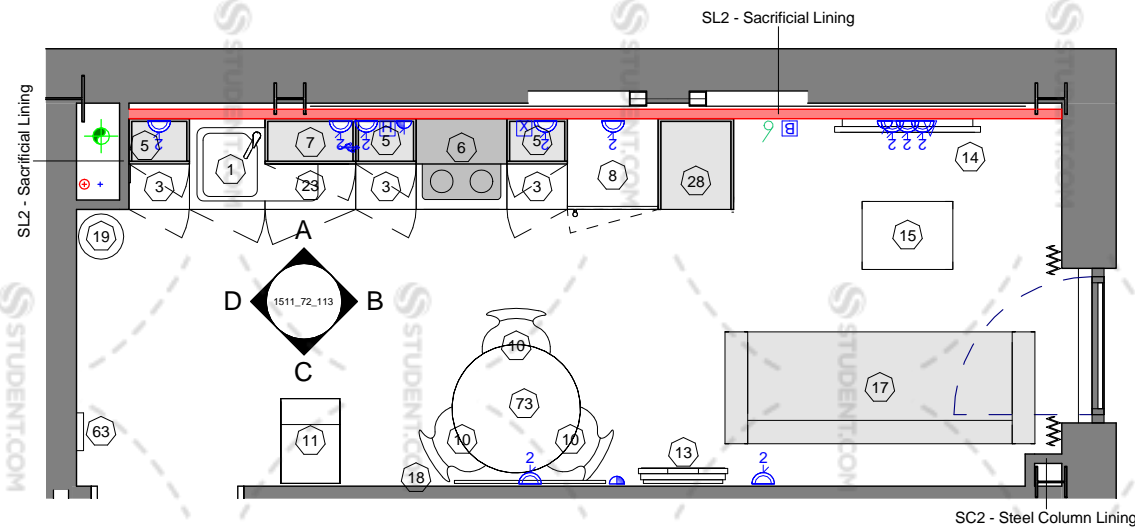
No.	Type	Count
1	Base Unit with Sink 500mm	1
3	Base Unit 400mm	5
5	Wall Unit 400mm (900mm High)	5
7	Microwave (Housed within Wall Unit)	1
8	Freestanding Fridge-Freezer	2
10	Dinning Chair	5
11	Segregated Recycling Bin	1
12	Fire Retardant Curtains on RAL 9010 PVC Track - Pair	1
13	Heater - 1.5kW	1
14	42" Smart TV on Adjustable Bracket	1
15	Coffee Table - 600(L) x 450(W) x 450(H)	1
16	Sofa - 2 Seater	1
17	Sofa - 3 Seater	1
18	Pin Board (Lounge) - 1000(L) x 900(H)	1
19	General Waste Bin	1
23	Base Unit 600mm (Undersink)	1
28	Tall Ladder Unit 500mm (2200mm High)	1
29	Double Oven Cooker and Extract	1
63	Fire Blanket	1
69	Circular Table Suitable for 5 People	1

dwg status:

CONSTRUCTION

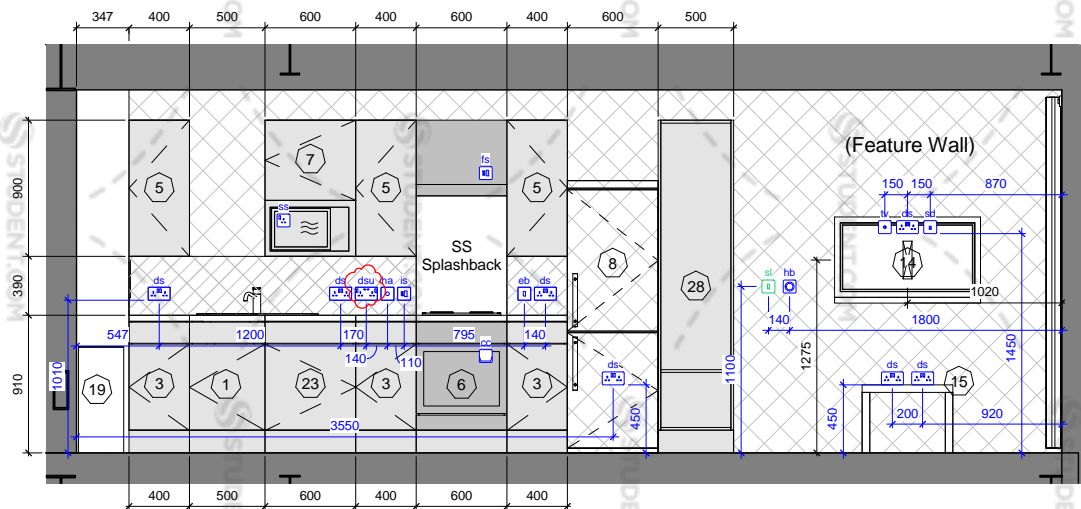
Rev	Description	Date	By	Chk
M	USB Socket added. Lighting setting out revised.	26/09/16	IW	AP
L	Ceiling grid altered by request, Access Hatch added to match M&E. Construction Issue.	16/08/16	IW	AP
K	Tall unit revised as per client comments. Dimensions added.	20/07/16	IW	AP
J	Lighting loop altered to match M&E, FS dropped to low level to match M&E	04/07/16	IW	AP
H	Tall kitchen cupboard door removed. Access hatch added.	05/04/16	IW	AP
G	Lighting loop added, fire blanket moved, Hob relocated, kitchen and electrics rearranged to match, seating altered, Cupboard doors altered to avoid clash with extractor. TV sockets elevated.	01/04/16	IW	AP
F	Fire blanket added. Lighting socket height revised. Framing out note revised. Change to cooker Splashback - note added.	01/02/16	AP	
E	Ceiling electrics revised to M&E S.C. drawings. Dimensions added.	15/01/16	GM	AP
D	General revision.	29/09/15	AP	
C	TENDER ISSUE	22/06/15	AP	
B	Electrical socket key added	18/05/15	AP	
A	Revised to suit Client's comments	14/05/15	AP	

dwg title: Lounge Type KL_12	
job title: Legge Street for Pochin	
scale: As indicated @ A3	drawn: AP
date: 17/04/15	job no: 1511
dwg no: 1511_72_112	rev: M



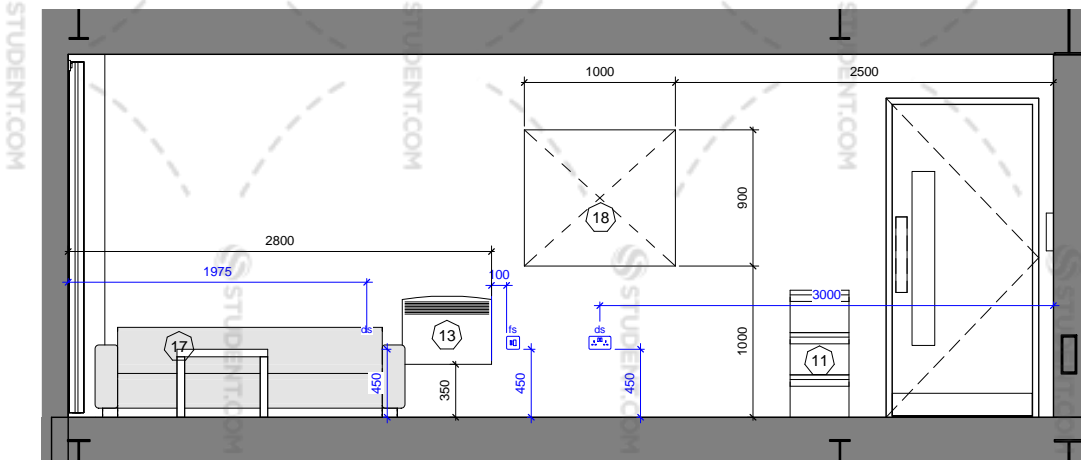
KL_13 - Plan View

1 : 50



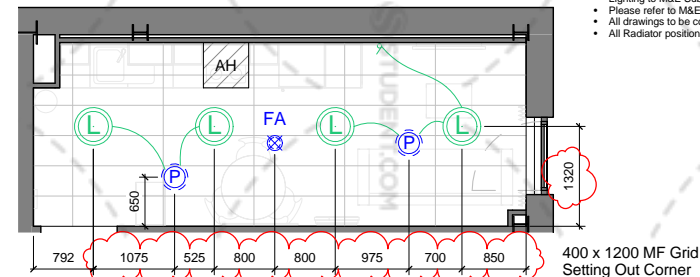
KL_13 - Elevation A

1 : 50



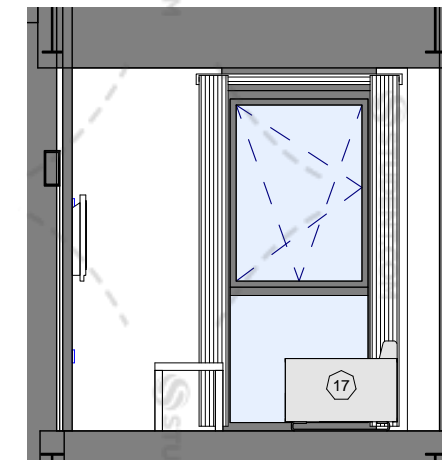
KL_13 - Elevation C

1 : 50



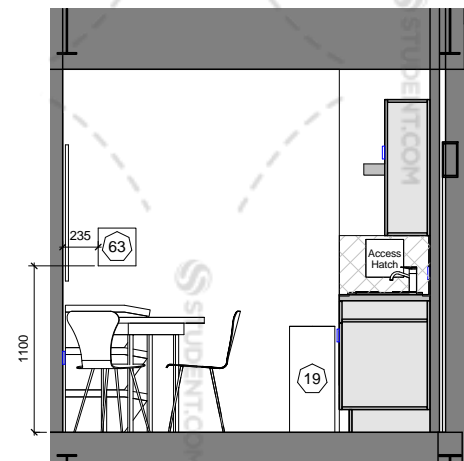
KL_13 - Reflected Ceiling Plan

1 : 100



KL_13 - Elevation B

1 : 50



KL_13 - Elevation D

1 : 50

Walls to be framed out for electrics to remove penetrations from air seal line

ELECTRICAL SYMBOL KEY

- ss - Single Socket
- ds - Double Socket
- dsu - Double Socket with USB charging socket
- sd - Single Data (RJ45)
- dd - Double Data (RJ45)
- sl - Single Light Switch (1 gang)
- dl - Double Light Switch (2 gang)
- cc - Cooker wire connection
- is - Cooker / Hob isolation switch
- tv - TV Aerial
- fs - Fused Spur
- ha - Hob Angel Timer
- hb - Heater Booster
- eb - Extract Boost
- L - Bulkhead LED Light to M&E Spec.
- R - Recessed LED Light to M&E Spec.
- P - PIR Sensor
- FA - Fire Alarm Sounder & Detector to M&E Spec.
- AH - Access Hatch

- Electrical sockets and lighting shown for coordination purposes only.
- Lighting to M&E Sub-contractors design to meet RDS lux levels.
- Please refer to M&E sub-contractors drawings for final positions.
- All drawings to be confirmed by Sub-contractor's before manufacture
- All Radiator positions to be confirmed by M&E Sub-contractor

notes:

All dimensions are in millimetres unless stated otherwise. No dimensions to be scaled from drawings. All dimensions to be checked on site prior to manufacture.

Any discrepancies between drawings and site conditions are to be reported to the contract manager.

This drawing is to be read in conjunction with all relevant Structural Engineers and Mechanical & Electrical Engineers drawings and specification.

Copyright of this drawing and all the information it contains is the sole property of OEA and may not be reproduced or used for any purpose without the written approval of the authors

KL_13 - Schedule

No.	Type	Count
1	Base Unit with Sink 500mm	1
3	Base Unit 400mm	3
5	Wall Unit 400mm (900mm High)	3
6	Single Oven Cooker and Extract	1
7	Microwave (Housed within Wall Unit)	1
8	Freestanding Fridge-Freezer	1
10	Dinning Chair	3
11	Segregated Recycling Bin	1
12	Fire Retardant Curtains on RAL 9010 PVC Track - Pair	1
13	Heater - 1.5kW	1
14	42" Smart TV on Adjustable Bracket	1
15	Coffee Table - 600(L) x 450(W) x 450(H)	1
17	Sofa - 3 Seater	1
18	Pin Board (Lounge) - 1000(L) x 900(H)	1
19	General Waste Bin	1
23	Base Unit 600mm (Undersink)	1
28	Tall Ladder Unit 500mm (2200mm High)	1
63	Fire Blanket	1
73	Circular Table Suitable for 3 People	1

dwg status:

CONSTRUCTION

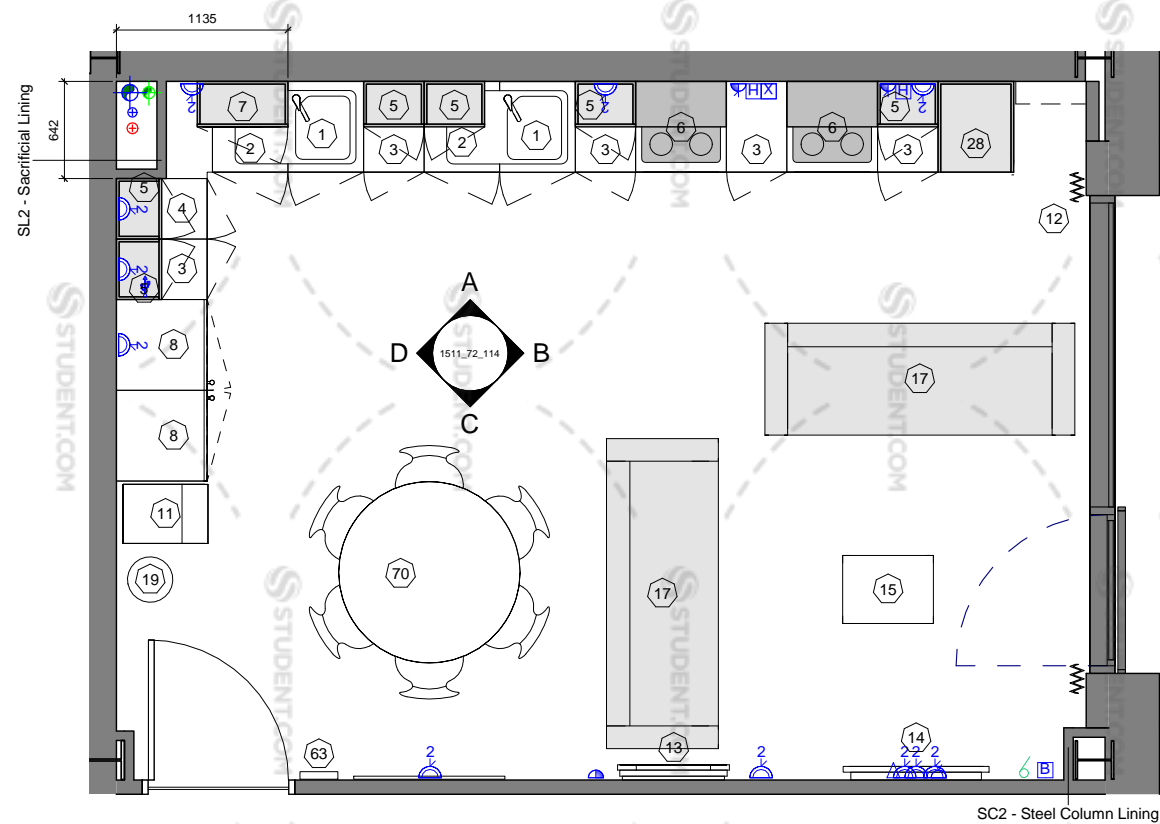
Rev	Description	Date	By	Chk
M	USB Socket added. Lighting setting out revised.	26/09/16	IW	AP
L	Ceiling grid altered by request, Access Hatch added to match M&E. Construction Issue.	16/08/16	IW	AP
K	Tub chair replaced with 3 seater as per client's comment. Dimensions added.	20/07/16	IW	AP
J	Lighting loop altered to match M&E, table changed to round. FS relocated to match M&E.	04/07/16	IW	AP
H	Tall kitchen cupboard door removed. Access hatch added.	05/04/16	IW	AP
G	Lighting loop added, fridge relocated - socket moved to match - TV sockets elevated. HB moved away from heater.	01/04/16	IW	AP
F	Fire blanket added. Lighting socket height revised. Framing out note revised. Change to cooker Splashback - note added.	01/02/16	AP	
E	RCP amended to match M&E SC	15/01/16	GM	AP
D	Heater relocated.	29/09/15	AP	
C	General revision.	22/05/15	AP	
B	TENDER ISSUE	18/05/15	AP	
A	Electrical socket key added	14/05/15	AP	
A	Revised to suit Client's comments			

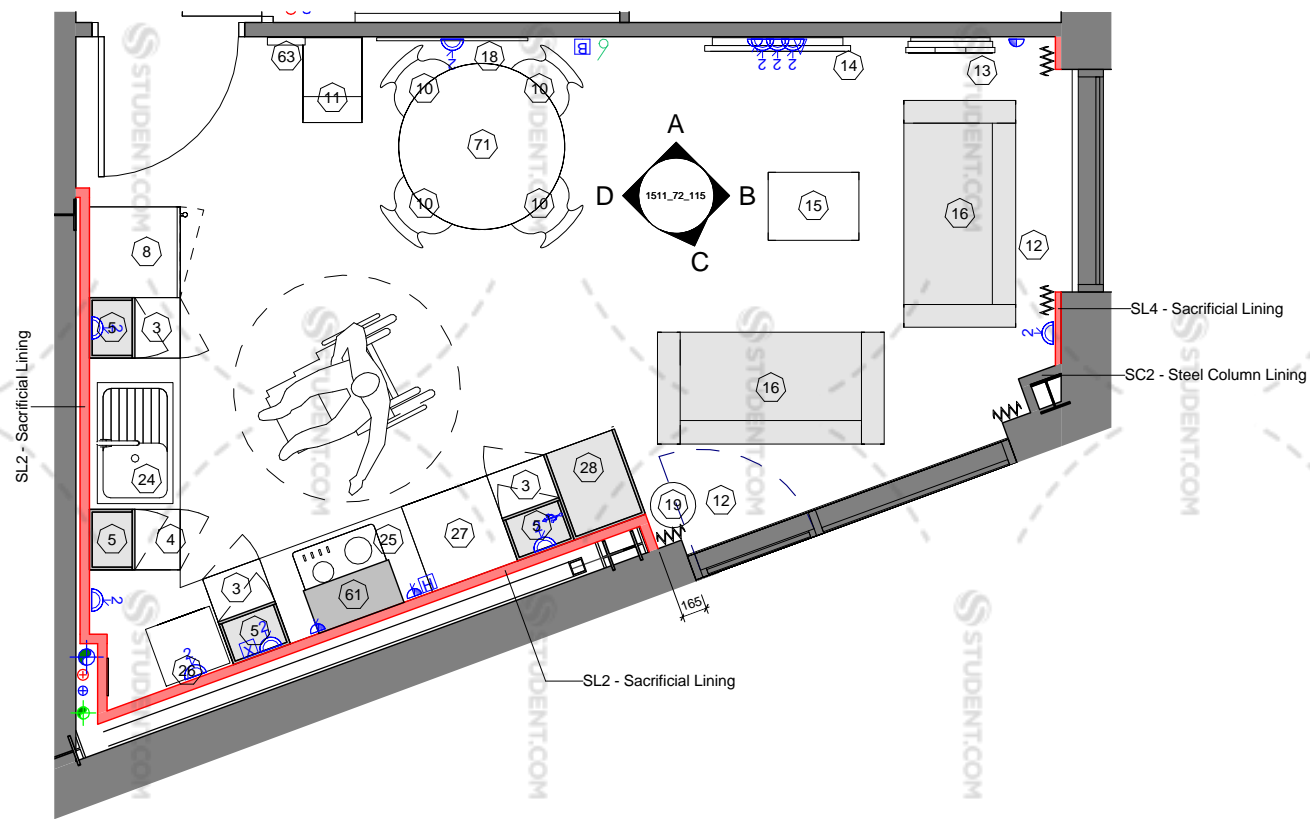
oea

oconnell east architects
63 Newton Street, Manchester, M1 1ET

t: 0161 839 9380 f: 0161 833 1368

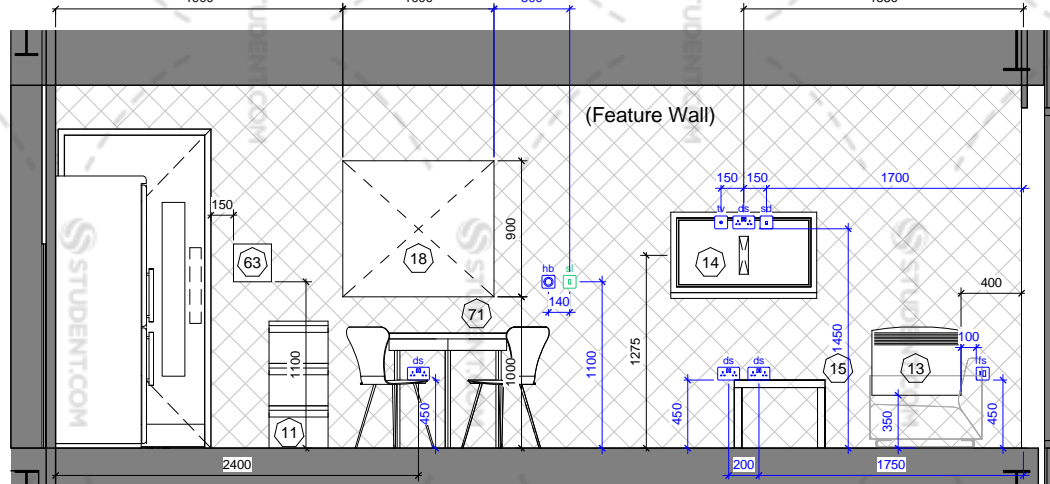
dwg title:	Lounge Type KL_13		
job title:	Legge Street for Pochin		
scale:	As indicated @ A3	drawn:	AP
date:	17/04/15	job no:	1511
dwg no:	1511_72_113	rev:	M





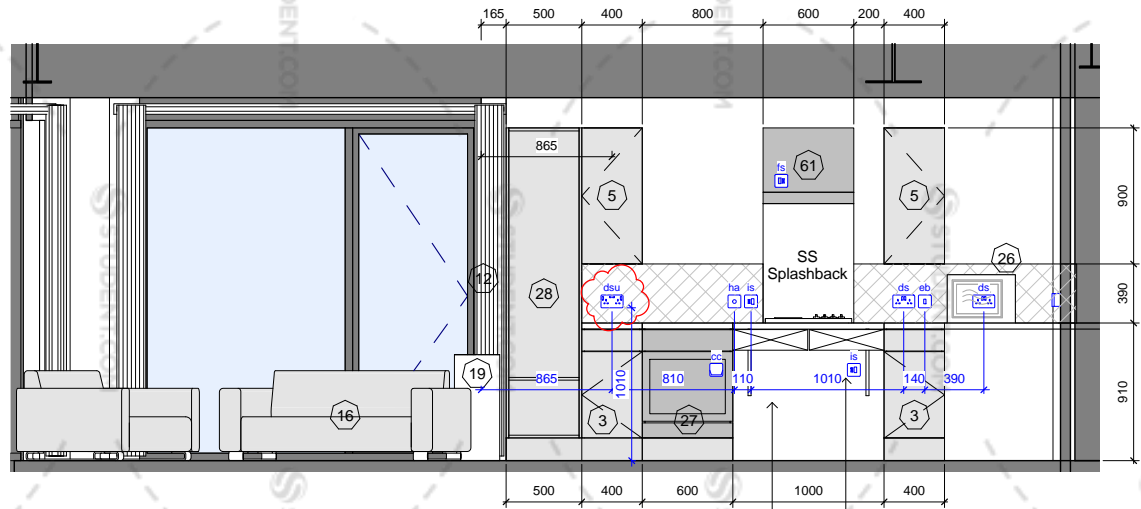
KL_15 - Plan View

1 : 50



KL_15 - Elevation A

1 : 50



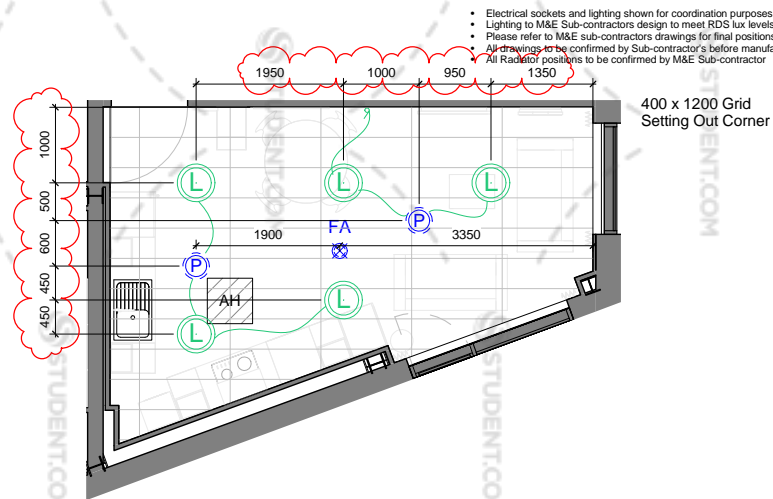
KL_15 - Elevation C

1 : 50

Removable panel to cover services

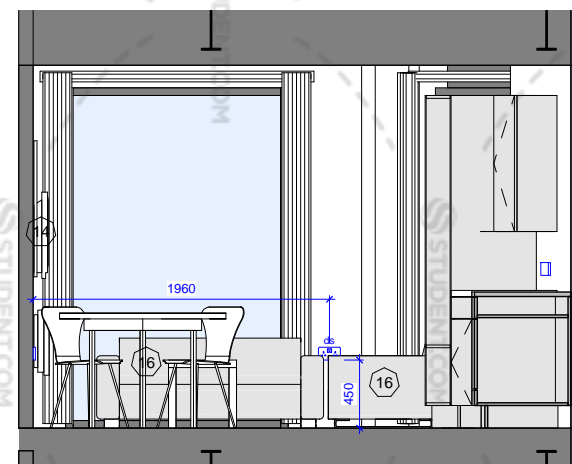
Splashback to be extended 450mm below standard worktop height

Splashback to be extended 450mm below standard worktop height



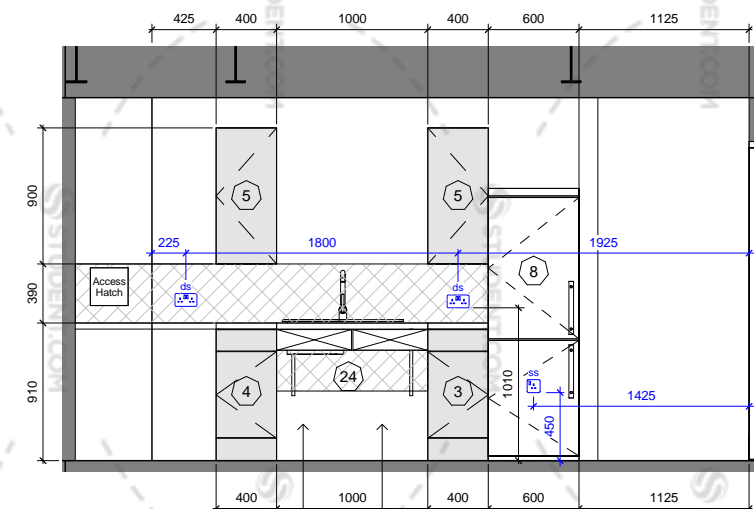
KL_15 - Reflected Ceiling Plan

1 : 100



KL_15 - Elevation B

1 : 50



KL_15 - Elevation D

1 : 50

Removable panel to cover services

- Walls to be framed out for electrics to remove penetrations from air seal line
- ELECTRICAL SYMBOL KEY**
- ss - Single Socket
 - ds - Double Socket
 - dsu - Double Socket with USB charging socket
 - sd - Single Data (RJ45)
 - dd - Double Data (RJ45)
 - sl - Single Light Switch (1 gang)
 - dl - Double Light Switch (2 gang)
 - cc - Cooker wire connection
 - is - Cooker / Hob isolation switch
 - tv - TV Aerial
 - fs - Fused Spur
 - ha - Hob Angel Timer
 - hb - Heater Booster
 - eb - Extract Booster
 - L - Bulkhead LED Light to M&E Spec.
 - R - Recessed LED Light to M&E Spec.
 - P - PIR Sensor
 - FA - Fire Alarm Sounder & Detector to M&E Spec.
 - AH - Access Hatch
- Electrical sockets and lighting shown for coordination purposes only.
Lighting to M&E Sub-contractors design to meet RDS lux levels.
Please refer to M&E sub-contractors drawings for final positions.
All RCP positions to be confirmed by Sub-contractor's before manufacture.

notes:

All dimensions are in millimetres unless stated otherwise. No dimensions to be scaled from drawings. All dimensions to be checked on site prior to manufacture.

Any discrepancies between drawings and site conditions are to be reported to the contract manager.

This drawing is to be read in conjunction with all relevant Structural Engineers and Mechanical & Electrical Engineers drawings and specification.

Copyright of this drawing and all the information it contains is the sole property of OEA and may not be reproduced or used for any purpose without the written approval of the authors

KL_15 - Schedule

No.	Type	Count
3	Base Unit 400mm	3
4	Base Unit - 1100mm Corner Unit (400mm Door)	1
5	Wall Unit 400mm (900mm High)	4
8	Freestanding Fridge-Freezer	1
10	Dinning Chair	4
11	Segregated Recycling Bin	1
12	Fire Retardant Curtains on RAL 9010 PVC Track - Pair	2
13	Heater - 1.5kW	1
14	42" Smart TV on Adjustable Bracket	1
15	Coffee Table - 600(L) x 450(W) x 450(H)	1
16	Sofa - 2 Seater	2
18	Pin Board (Lounge) - 1000(L) x 900(H)	1
19	General Waste Bin	1
24	Kitchen - 1000mm Sink on Ropox	1
25	Kitchen - 1000mm Hob on Ropox	1
26	Microwave	1
27	Oven	1
28	Tall Ladder Unit 500mm (2200mm High)	1
61	Extract	1
63	Fire Blanket	1
71	Circular Table Suitable for 4 People	1

dwg status:

CONSTRUCTION

Rev	Description	Date	By	Chk
M	USB Socket added. Lighting setting out revised.	26/09/16	IW	AP
L	Ceiling grid altered by request, Access Hatch added to match M&E. Construction Issue.	16/08/16	IW	AP
K	Wall framing out added. Microwave moved and tall unit revised as per client comments. Dimensions added.	20/07/16	IW	AP
J	Note added to extend splashback 450mm below worktop to avoid gap when worktop lowered - dining table changed to round. FS relocated to match M&E	04/07/16	IW	AP
H	Tall kitchen cupboard door removed. Access hatch added.	05/04/16	IW	AP
G	Lighting loop added, fire blanked moved, microwave and sockets moved, splash back altered. PIR relocated to match M&E. TV sockets elevated.	01/04/16	IW	AP
F	Fire blanket added. Lighting socket height revised. Framing out note revised. Change to cooker Splashback - note added. Cooker hood relocated directly above hob, services panel note added	01/02/16	AP	
E	RCP amended to match M&E SC drawings. Extract added for hob.	15/01/16	GM	AP
D	General revision.	29/09/15	AP	
C	TENDER ISSUE	22/05/15	AP	
B	Electrical socket key added	18/05/15	AP	
A	Revised to suit Client's comments	14/05/15	AP	

oea

oconnell east architects
63 Newton Street, Manchester, M1 1ET

t: 0161 839 9380 f: 0161 833 1368

dwg title: Lounge Type KL_15

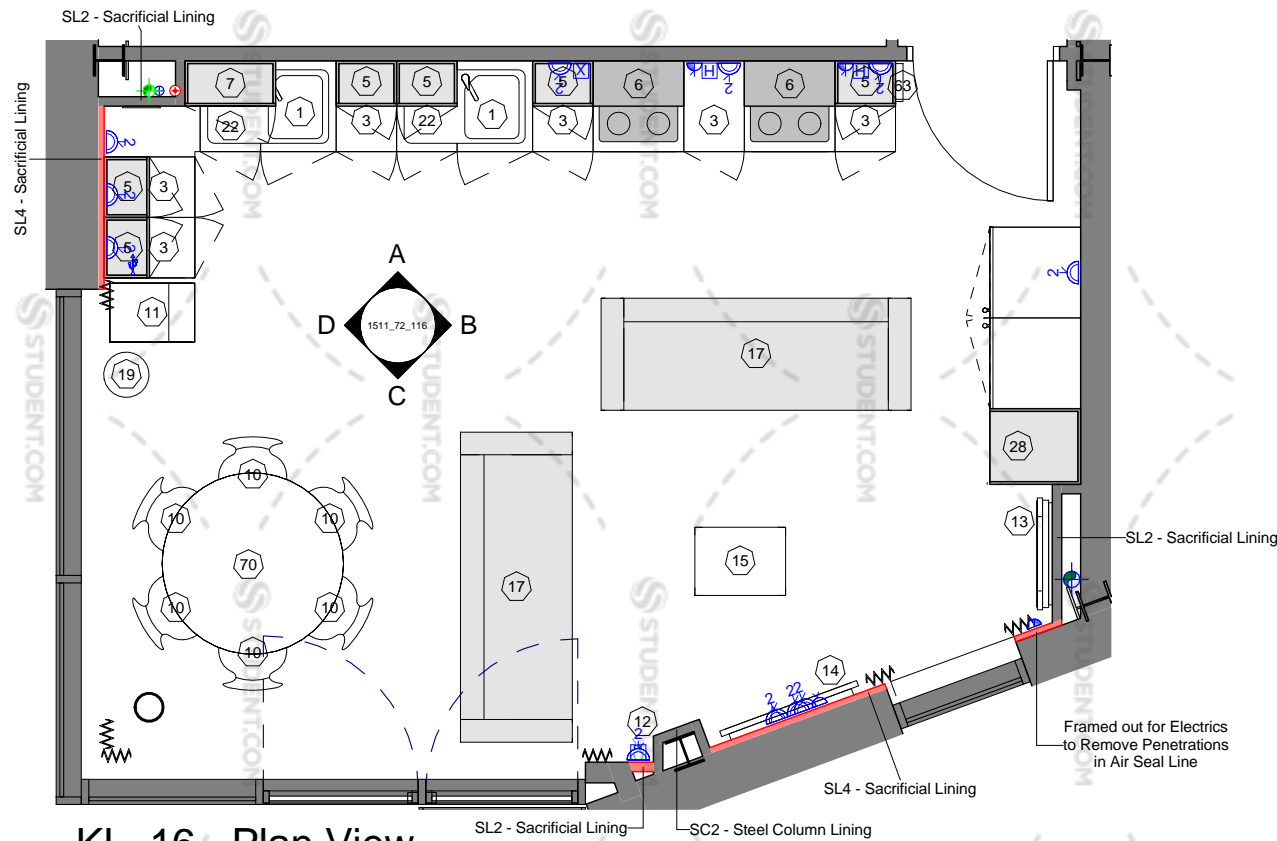
job title:
Legge Street
for
Pochin

scale: As indicated @ A3 drawn: AP

date: 17/04/15 job no: 1511

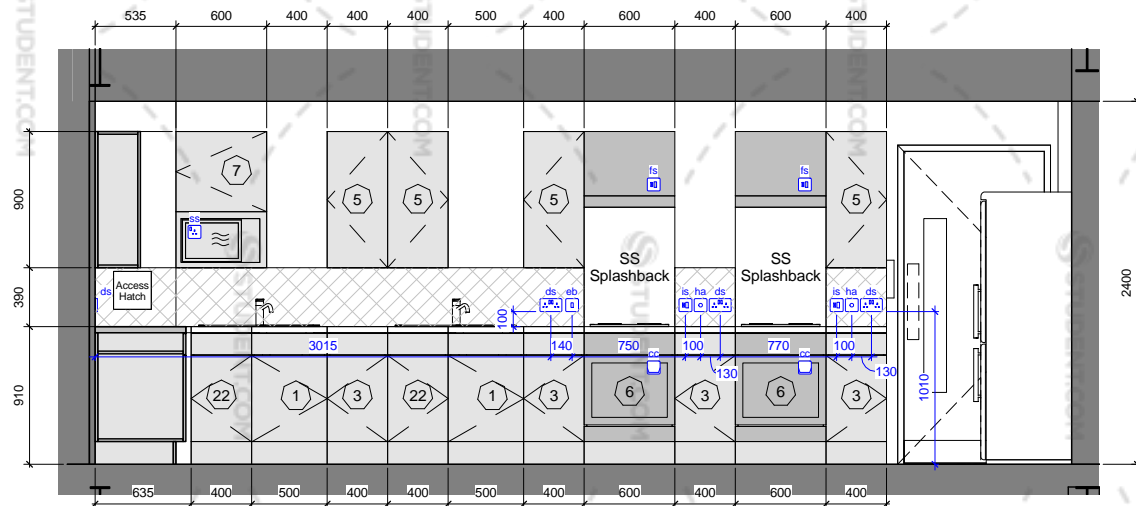
dwg no: 1511_72_115 rev: M

© OConnell East Architects - 2016



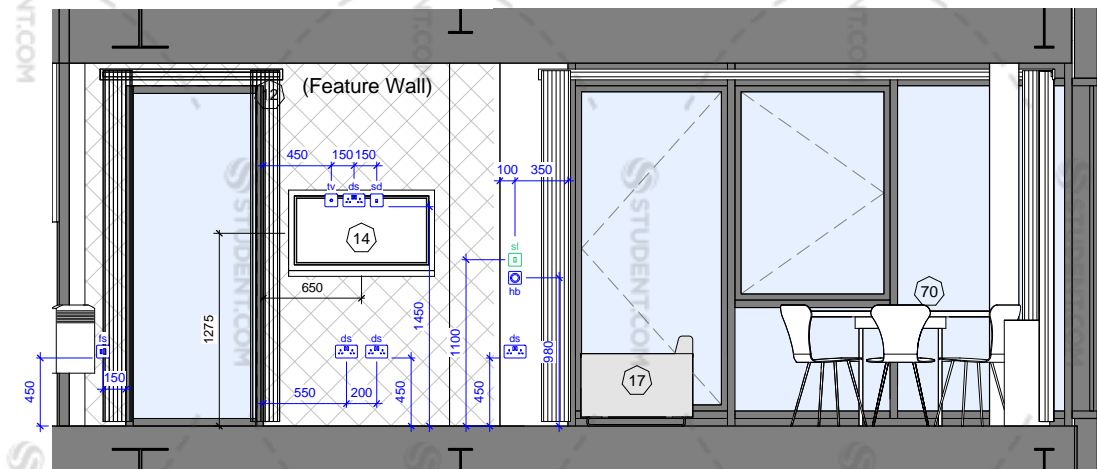
KL_16 - Plan View

1 : 50



KL_16 - Elevation A

1 : 50



KL_16 - Elevation C

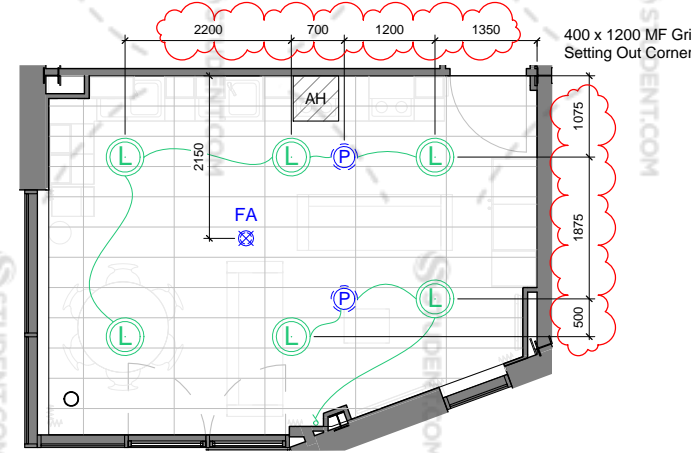
1 : 50

Walls to be framed out for electrics to remove penetrations from air seal line

ELECTRICAL SYMBOL KEY

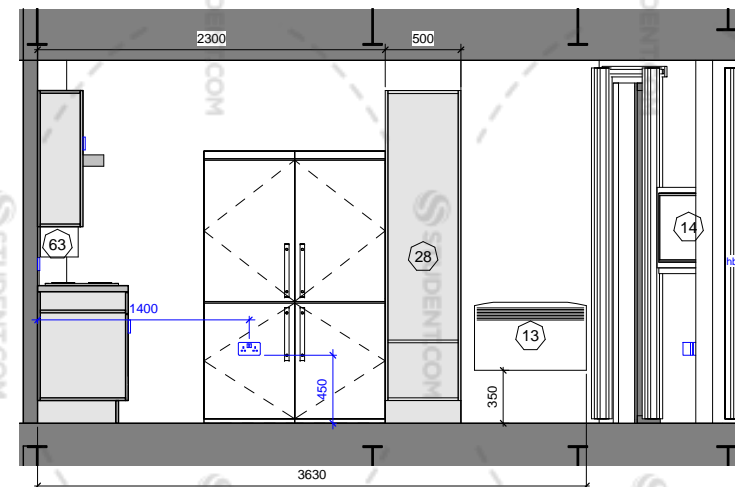
- ss - Single Socket
- ds - Double Socket
- dsu - Double Socket with USB charging socket
- sd - Single Data (RJ45)
- dd - Double Data (RJ45)
- sl - Single Light Switch (1 gang)
- dl - Double Light Switch (2 gang)
- cc - Cooker wire connection
- is - Cooker / Hob isolation switch
- tv - TV Aerial
- fs - Fused Spur
- ha - Hob Angel Timer
- hb - Heater Booster
- eb - Extract Boost
- L - Bulkhead LED Light to M&E Spec.
- R - Recessed LED Light to M&E Spec.
- P - PIR Sensor
- FA - Fire Alarm Sounder & Detector to M&E Spec.
- AH - Access Hatch

- Electrical sockets and lighting shown for coordination purposes only.
- Lighting to M&E Sub-contractors design to meet RDS lux levels.
- Please refer to M&E sub-contractors drawings for final positions.
- All drawings to be confirmed by Sub-contractor's before manufacture
- All Radiator positions to be confirmed by M&E Sub-contractor



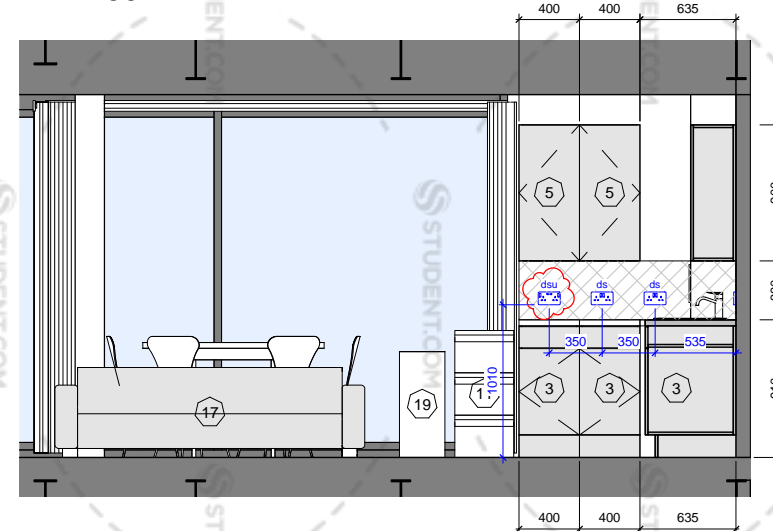
KL_16 - Reflected Ceiling Plan

1 : 100



KL_16 - Elevation B

1 : 50



KL_16 - Elevation D

1 : 50

notes:

All dimensions are in millimetres unless stated otherwise. No dimensions to be scaled from drawings. All dimensions to be checked on site prior to manufacture.

Any discrepancies between drawings and site conditions are to be reported to the contract manager.

This drawing is to be read in conjunction with all relevant Structural Engineers and Mechanical & Electrical Engineers drawings and specification.

Copyright of this drawing and all the information it contains is the sole property of OEA and may not be reproduced or used for any purpose without the written approval of the authors

KL_16 - Schedule

No.	Type	Count
1	Base Unit with Sink 500mm	2
3	Base Unit 400mm	6
5	Wall Unit 400mm (900mm High)	6
6	Single Oven Cooker and Extract	2
7	Microwave (Housed within Wall Unit)	1
8	Freestanding Fridge-Freezer	2
10	Dinning Chair	6
11	Segregated Recycling Bin	1
12	Fire Retardant Curtains on RAL 9010 PVC Track - Pair	3
13	Heater - 2kw	1
14	42" Smart TV on Adjustable Bracket	1
15	Coffee Table - 600(L) x 450(W) x 450(H)	1
17	Sofa - 3 Seater	2
19	General Waste Bin	1
22	Base Unit 400mm (Undersink)	2
28	Tall Ladder Unit 500mm (2200mm High)	1
63	Fire Blanket	1
70	Circular Table Suitable for 6 People	1

dwg status:

CONSTRUCTION

Rev	Description	Date	By	Chk
M	USB Socket added. Lighting setting out revised.	26/09/16	IW	AP
L	Ceiling grid altered by request, Access Hatch added to match M&E. Construction Issue.	16/08/16	IW	AP
K	Dimensions added. Wall cupboard and sofa revised to Client comments.	20/07/16	IW	AP
J	Table changed to round lighting loop altered & FS relocated to low level to match M&E. SL relocated next to TV. EB added.	04/07/16	IW	AP
H	Infill panel to wall cupboards removed. Tall kitchen cupboard door removed. Access hatch added.	05/04/16	IW	AP
G	Lighting loop added, steel boxed out, fire blanket relocated. Restrictor note added. Cupboard door altered to avoid clash with extractor. TV sockets elevated.	01/04/16	IW	AP
F	Fire blanket added. Lighting socket height revised. Framing out note revised. Change to cooker Splashback - note added.	01/02/16	AP	AP
E	RCP amended to match M&E SC drawings. Heating Booster Relocated.	15/01/16	GM	AP
D	General revision.	29/09/15	AP	AP
C	TENDER ISSUE	22/05/15	AP	AP
B	Electrical socket key added	18/05/15	AP	AP
A	Revised to suit Client's comments	14/05/15	AP	AP

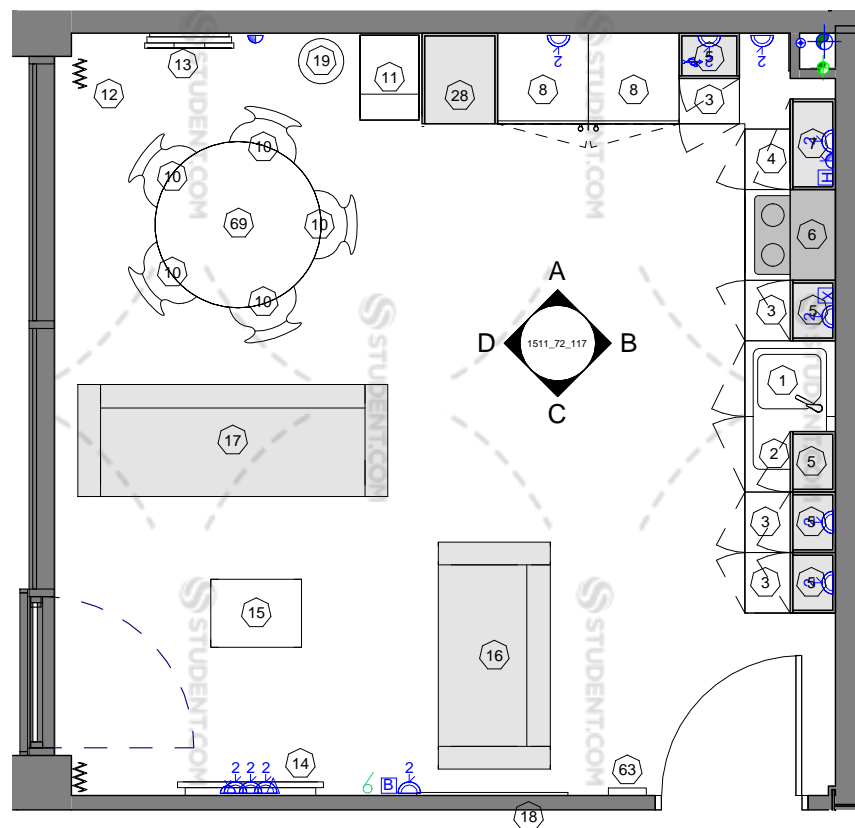
oea

oconnell east architects
63 Newton Street, Manchester, M1 1ET

t: 0161 839 9380 f: 0161 833 1368

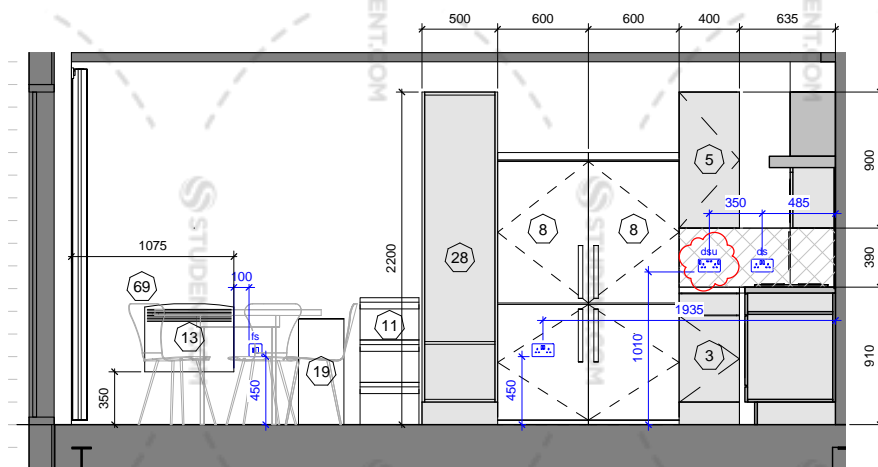
dwg title:	Lounge Type KL_16		
job title:	Legge Street for Pochin		
scale:	As indicated @ A3	drawn:	AP
date:	17/04/15	job no:	1511
dwg no:	1511_72_116	rev:	M

© OConnell East Architects - 2016



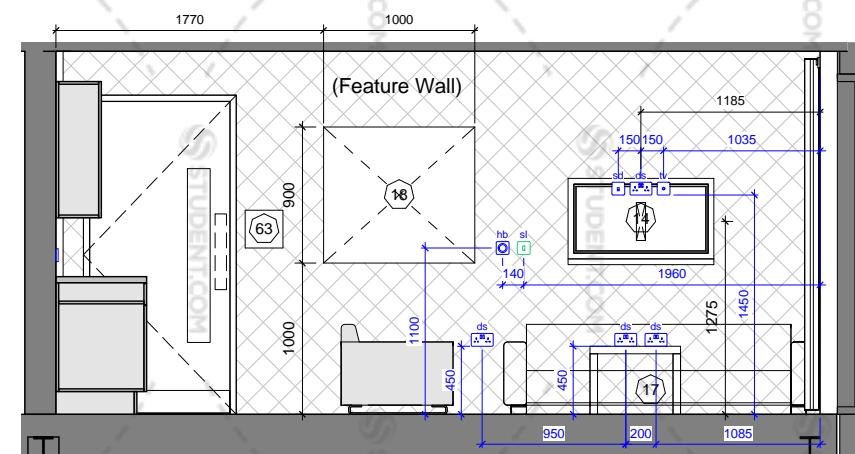
KL_17 - Plan View

1 : 50



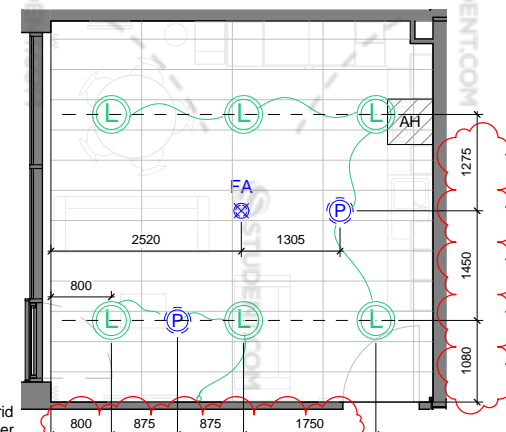
KL_17 - Elevation A

1 : 50



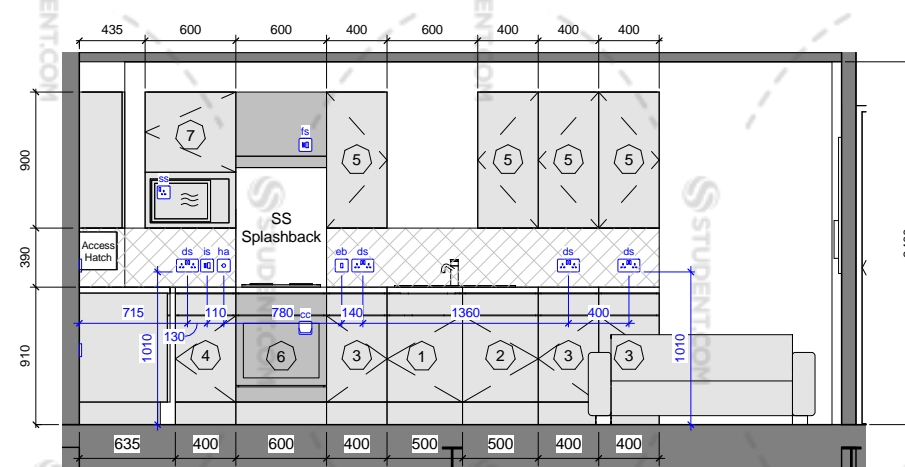
KL_17 - Elevation C

1 : 50




KL_17 - Reflected Ceiling Plan

1 : 100



KL_17 - Elevation B

1 : 50



KL_17 - Elevation D

1 : 50

Walls to be framed out for electrics to remove penetrations from air seal line

ELECTRICAL SYMBOL KEY

- ss - Single Socket
- ds - Double Socket
- dsu - Double Socket with USB charging socket
- sd - Single Data (RJ45)
- dd - Double Data (RJ45)
- sl - Single Light Switch (1 gang)
- dl - Double Light Switch (2 gang)
- cc - Cooker wire connection
- is - Cooker / Hob isolation switch
- tv - TV Aerial
- fs - Fused Spur
- ha - Hob Angel Timer
- hb - Heater Booster
- eb - Extract Boost
- L - Bulkhead LED Light to M&E Spec.
- R - Recessed LED Light to M&E Spec.
- P - PIR Sensor
- FA - Fire Alarm Sounder & Detector to M&E Spec.
- AH - Access Hatch

- Electrical sockets and lighting shown for coordination purposes only.
- Lighting to M&E Sub-contractors design to meet RDS lux levels.
- Please refer to M&E sub-contractors drawings for final positions.
- All drawings to be confirmed by Sub-contractor's before manufacture
- All Radiator positions to be confirmed by M&E Sub-contractor

notes:

All dimensions are in millimetres unless stated otherwise. No dimensions to be scaled from drawings. All dimensions to be checked on site prior to manufacture.

Any discrepancies between drawings and site conditions are to be reported to the contract manager.

This drawing is to be read in conjunction with all relevant Structural Engineers and Mechanical & Electrical Engineers drawings and specification.

Copyright of this drawing and all the information it contains is the sole property of OEA and may not be reproduced or used for any purpose without the written approval of the authors

KL_17 - Schedule

No.	Type	Count
1	Base Unit with Sink 500mm	1
2	Base Unit 500mm (Undersink)	1
3	Base Unit 400mm	4
4	Base Unit - 1100mm Corner Unit (400mm Door)	1
5	Wall Unit 400mm (900mm High)	5
6	Single Oven Cooker and Extract	1
7	Microwave (Housed within Wall Unit)	1
8	Freestanding Fridge-Freezer	2
10	Dinning Chair	5
11	Segregated Recycling Bin	1
12	Fire Retardant Curtains on RAL 9010 PVC Track - Pair	1
13	Heater - 1.5kW	1
14	42" Smart TV on Adjustable Bracket	1
15	Coffee Table - 600(L) x 450(W) x 450(H)	1
16	Sofa - 2 Seater	1
17	Sofa - 3 Seater	1
18	Pin Board (Lounge) - 1000(L) x 900(H)	1
19	General Waste Bin	1
28	Tall Ladder Unit 500mm (2200mm High)	1
63	Fire Blanket	1
69	Circular Table Suitable for 5 People	1

dwg status:

CONSTRUCTION

Rev	Description	Date	By	Chk
N	USB Socket added. Lighting setting out revised.	26/09/16	IW	AP
M	Ceiling grid altered by request, Access Hatch added to match M&E. Construction Issue.	16/08/16	IW	AP
L	Tall unit revised as per client comments. Dimensions added.	20/07/16	IW	AP
K	Lighting loop altered to match M&E drawing. Eb added, FS & SL relocated to match M&E	04/07/16	IW	AP
J	Infill panel to wall cupboard removed, boxing to pipework added. Tall kitchen cupboard door removed.	05/04/16	IW	AP
H	Table and chairs revised to suit 5 person flat.	04/04/16	AP	AP
G	Lighting loop added, tall cupboard and fridge moved, dining area and living space altered, electrics moved to match. Table changed to round.	01/04/16	IW	AP
F	Fire blanket added. Lighting socket height revised. Framing out note revised. Change to cooler Splashback - note added.	01/02/16	AP	AP
E	RCP amended to match M&E SC drawings. Heating Booster Relocated.	15/01/16	GM	AP
D	General revision.	29/09/15	AP	AP
C	TENDER ISSUE	22/05/15	AP	AP
B	Electrical socket key added	18/05/15	AP	AP
A	Revised to suit Client's comments	14/05/15	AP	AP

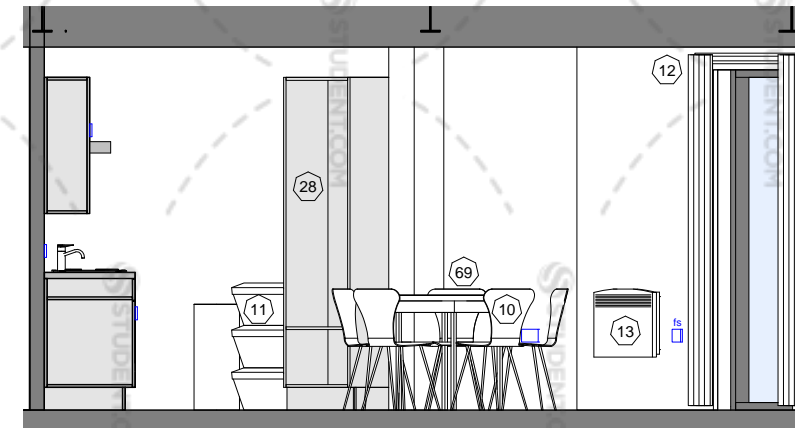
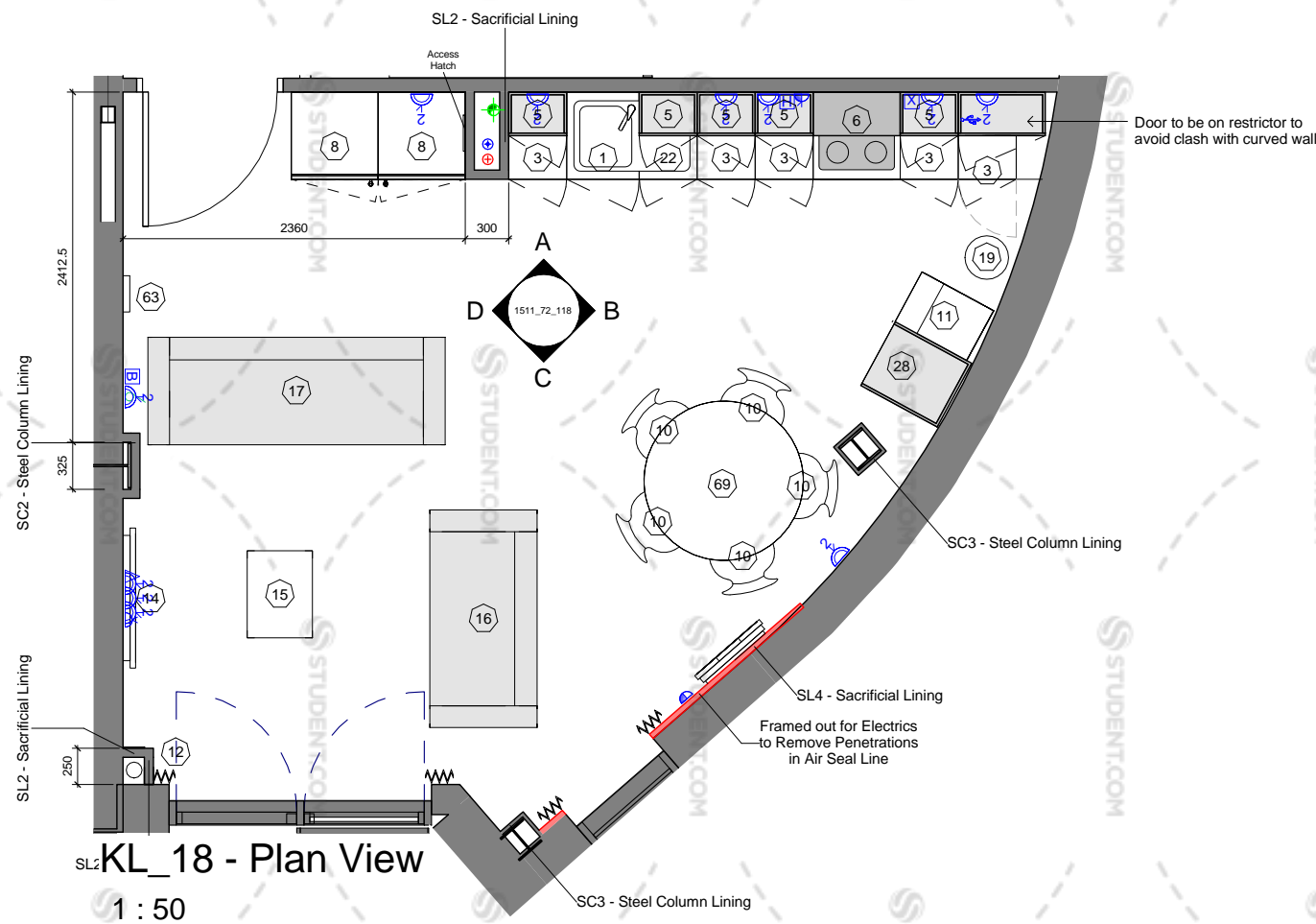
oea

oconnell east architects
63 Newton Street, Manchester, M1 1ET

t: 0161 839 9380 f: 0161 833 1368

dwg title:	Lounge Type KL_17		
job title:	Legge Street for Pochin		
scale:	As indicated @ A3	drawn:	AP
date:	17/04/15	job no:	1511
dwg no:	1511_72_117	rev:	N

© OConnell East Architects - 2016



- ELECTRICAL SYMBOL KEY**
- ss - Single Socket
 - ds - Double Socket
 - dsu - Double Socket with USB charging socket
 - sd - Single Data (RJ45)
 - dd - Double Data (RJ45)
 - sl - Single Light Switch (1 gang)
 - dl - Double Light Switch (2 gang)
 - cc - Cooker wire connection
 - is - Cooker / Hob isolation switch
 - tv - TV Aerial
 - fs - Fused Spur
 - ha - Hob Angel Timer
 - hb - Heater Booster
 - eb - Extract Boost
 - L - Bulkhead LED Light to M&E Spec.
 - R - Recessed LED Light to M&E Spec.
 - P - PIR Sensor
 - FA - Fire Alarm Sounder & Detector to M&E Spec.
 - AH - Access Hatch
- Electrical sockets and lighting shown for coordination purposes only.
 - Lighting to M&E Sub-contractors design to meet RDS lux levels.
 - Please refer to M&E sub-contractors drawings for final positions.
 - All drawings to be confirmed by Sub-contractor's before manufacture
 - All Radiator positions to be confirmed by M&E Sub-contractor

notes:

All dimensions are in millimetres unless stated otherwise. No dimensions to be scaled from drawings. All dimensions to be checked on site prior to manufacture.

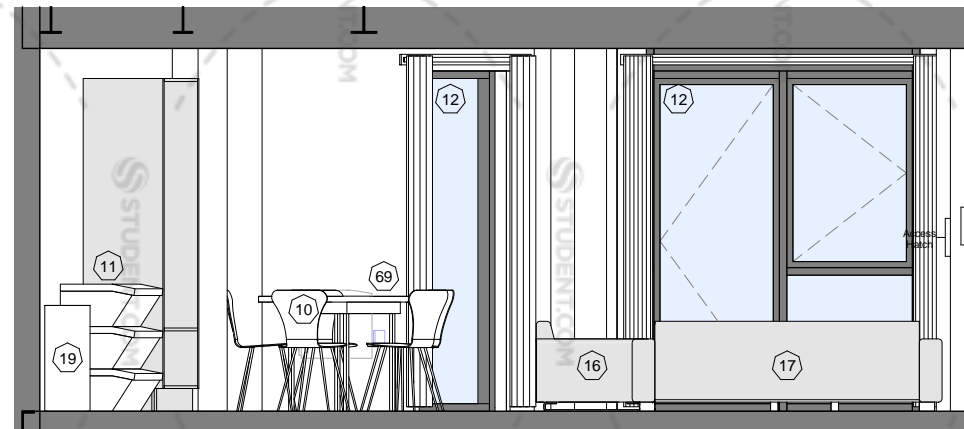
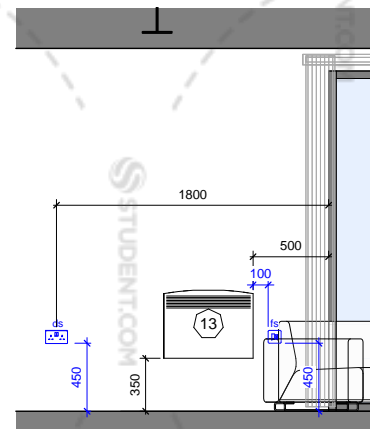
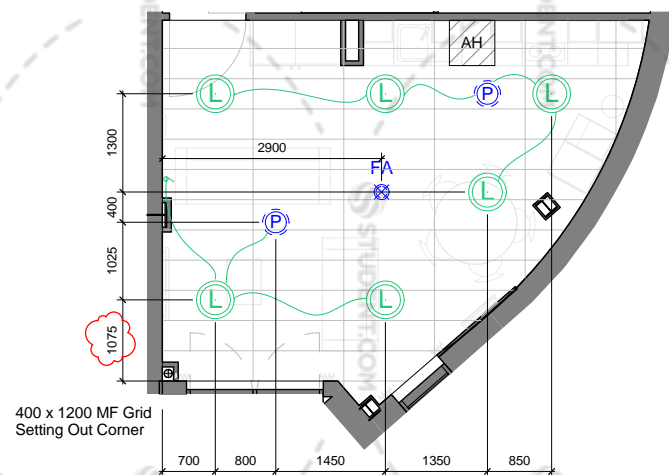
Any discrepancies between drawings and site conditions are to be reported to the contract manager.

This drawing is to be read in conjunction with all relevant Structural Engineers and Mechanical & Electrical Engineers drawings and specification.

Copyright of this drawing and all the information it contains is the sole property of OEA and may not be reproduced or used for any purpose without the written approval of the authors

KL_18 - Schedule

No.	Type	Count
1	Base Unit with Sink 500mm	1
3	Base Unit 400mm	5
5	Wall Unit 400mm (900mm High)	5
6	Single Oven Cooker and Extract	1
7	Microwave (Housed within Wall Unit)	1
8	Freestanding Fridge-Freezer	2
10	Dinning Chair	5
11	Segregated Recycling Bin	1
12	Fire Retardant Curtains on RAL 9010 PVC Track - Pair	2
13	Heater - 1.5kW	1
14	42" Smart TV on Adjustable Bracket	1
15	Coffee Table - 600(L) x 450(W) x 450(H)	1
16	Sofa - 2 Seater	1
17	Sofa - 3 Seater	1
19	General Waste Bin	1
22	Base Unit 400mm (Undersink)	1
28	Tall Ladder Unit 500mm (2200mm High)	1
63	Fire Blanket	1
69	Circular Table Suitable for 5 People	1



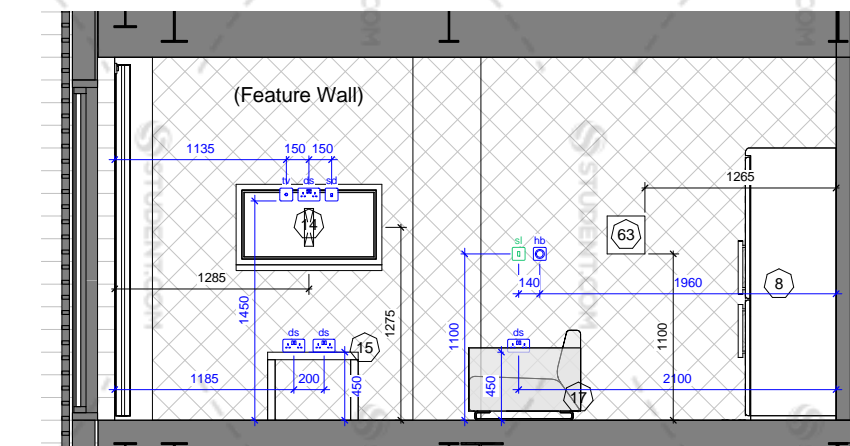
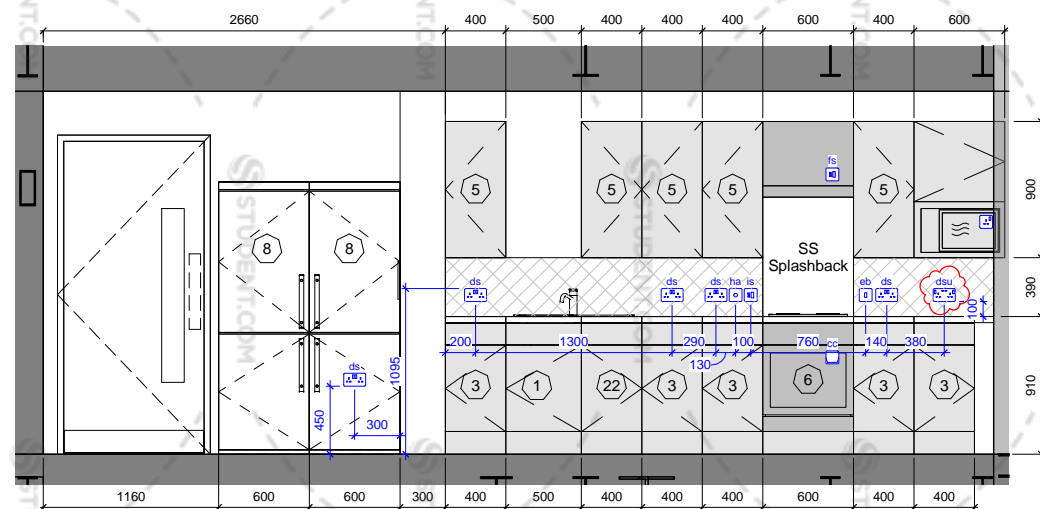
dwg status:

CONSTRUCTION

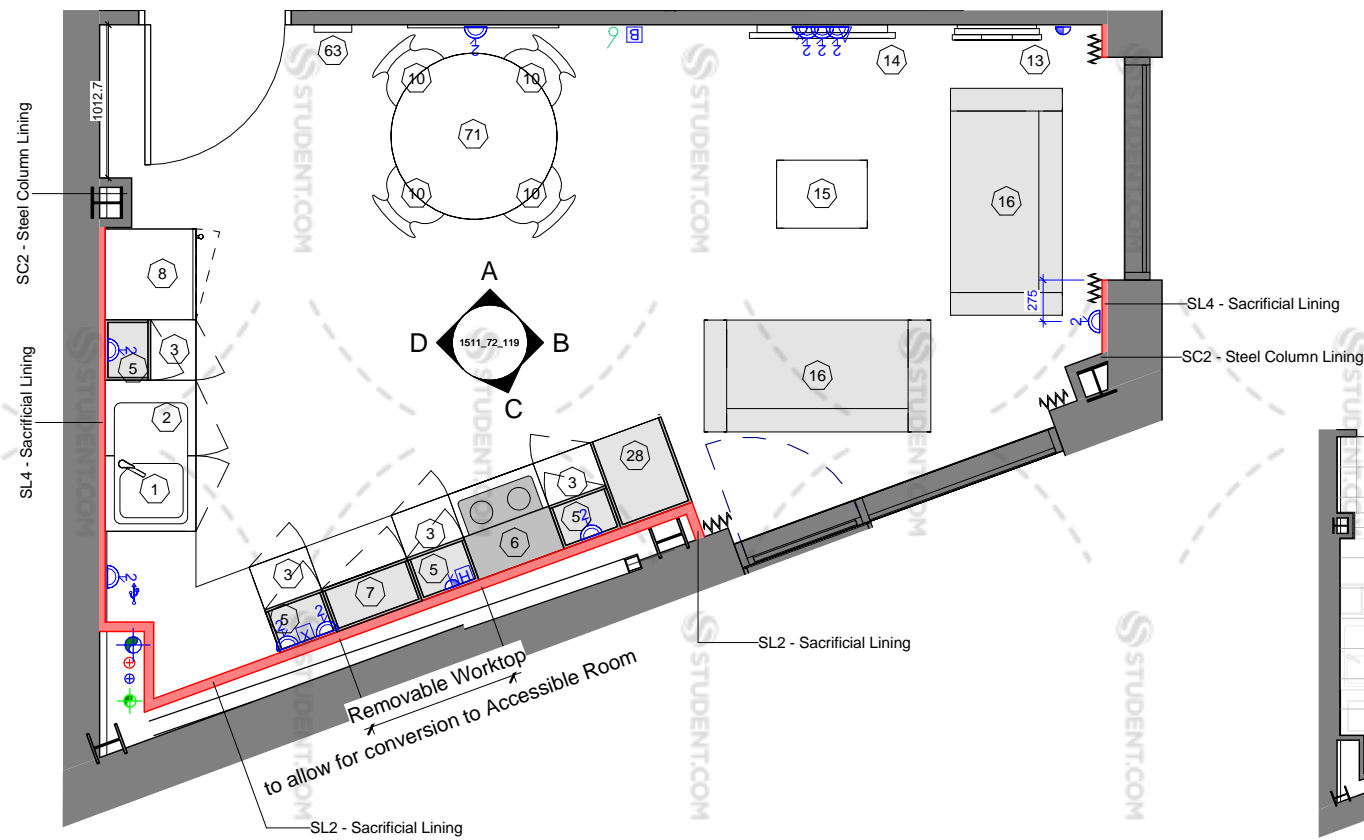
M	USB Socket added. Lighting setting out revised.	26/09/16	IW	AP
L	Ceiling grid altered by request, Access Hatch added to match M&E. Construction Issue.	16/08/16	IW	AP
K	Tall unit revised as per client comments. Dimensions added.	20/07/16	IW	AP
J	Dining table change to round, lighting loop altered to match M&E SC drawing. FS moved to low level & EB added to match M&E.	04/07/16	IW	AP
H	Tall kitchen unit door removed. Access hatches added.	05/04/16	IW	AP
G	Lighting loop added, microwave moved into cupboard surround, steel boxed in, heater moved to avoid clash with curtain. Tall unit added.	01/04/16	IW	AP
F	Fire blanket added. Lighting socket height revised. Framing out note revised. Change to cooker Splashback - note added.	01/02/16	AP	
E	RCP amended to match M&E SC drawings. Heating Booster Relocated.	15/01/16	GM	
D	General revision.	29/09/15	AP	
C	TENDER ISSUE	22/05/15	AP	
B	Electrical socket key added	18/05/15	AP	
A	Revised to suit Client's comments	14/05/15	AP	
Rev	Description	Date	By	Chk

KL_18 - Reflected Ceiling Plan

1 : 100

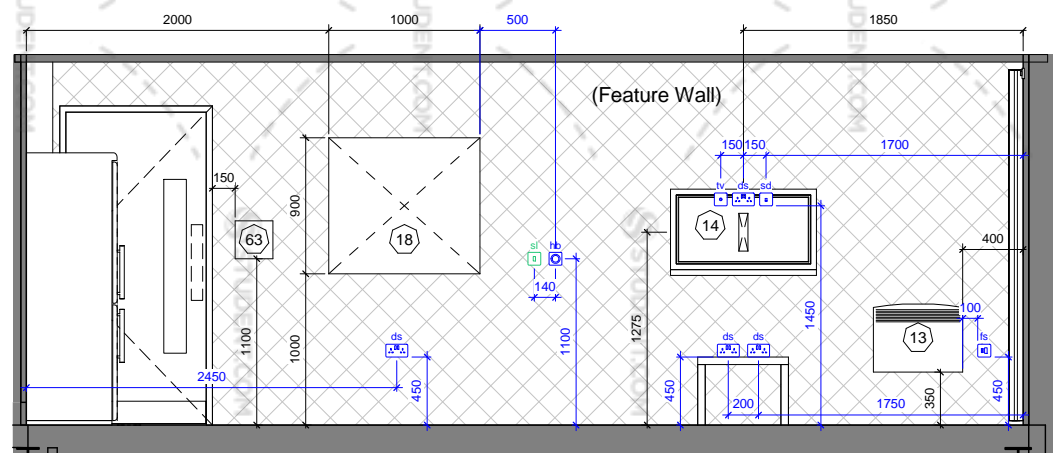


dwg title:	Lounge Type KL_18		
job title:	Legge Street for Pochin		
scale:	As indicated @ A3	drawn:	AP
date:	17/04/15	job no:	1511
dwg no:	1511_72_118	rev:	M



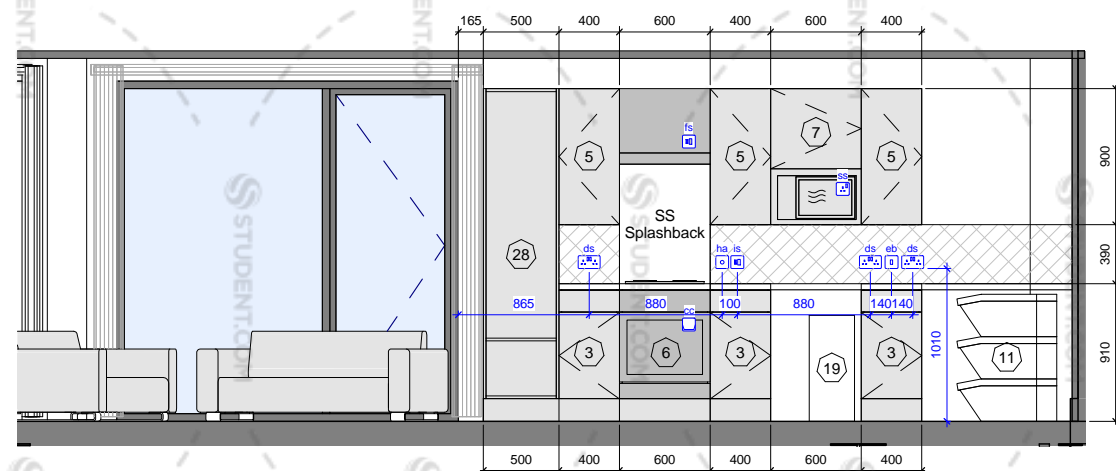
KL_19 - Plan View

1 : 50



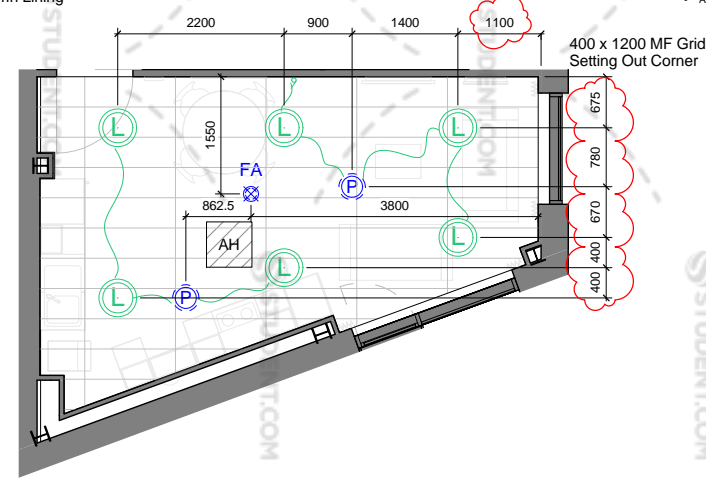
KL_19 - Elevation A

1 : 50



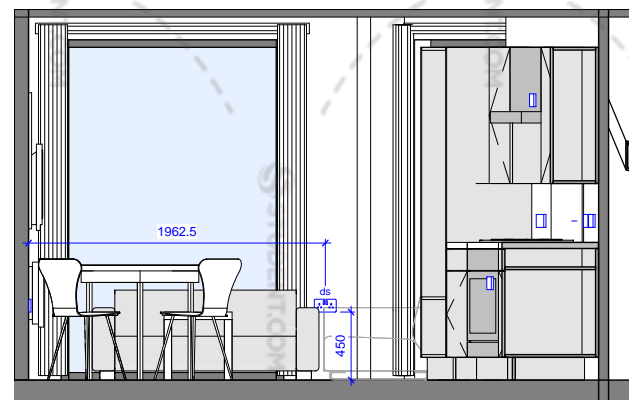
KL_19 - Elevation C

1 : 50



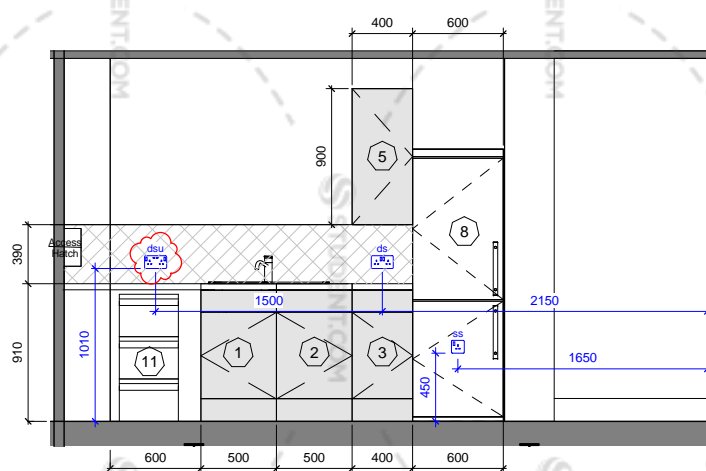
KL_19 - Reflected Ceiling Plan

1 : 100




KL 19 - Elevation B

1:50



KL_19 - Elevation D

1: 50

- | | |
|---|--|
|  | Walls to be framed out for electrics to remove penetrations from air seal line |
| ELECTRICAL SYMBOL KEY | |
| ss - Single Socket | tv - TV Aerial |
| ds - Double Socket | fs - Fused Spur |
| dsu - Double Socket with USB charging socket | hb - Hub Angel or Hammer |
| sd - Single Data (RJ45) | hb - Heater Booster |
| dd - Double Data (RJ45) | eb - Extract Boost |
| sl - Single Light Switch (1 gang) | L - Bulkhead LED Light to M&E Spec. |
| dl - Double Light Switch (2 gang) | R - Recessed LED Light to M&E Spec. |
| cc - Cooker wire connection | P - PIR Sensor |
| cs - Cooker / Hob isolation switch | FA - Fire Alarm Sounder & Detector to M&E Spec. |
| | AH - Access Hatch |

notes:

All dimensions are in millimetres unless stated otherwise. No dimensions to be scaled from drawings. All dimensions to be checked on site prior to manufacture.

Any discrepancies between drawings and site conditions are to be reported to the contract manager.

c. This drawing is to be read in conjunction with all relevant Structural Engineers and Mechanical & Electrical Engineers drawings and specification.

Copyright of this drawing and all the information it contains is the sole property of OEA and may not be reproduced or used for any purpose without the written approval of the authors

KL_19 - Schedule

No.	Type	Count
1	Base Unit with Sink 500mm	1
2	Base Unit 500mm (Undersink)	1
3	Base Unit 400mm	4
5	Wall Unit 400mm (900mm High)	4
6	Single Oven Cooker and Extract	1
7	Microwave (Housed within Wall Unit)	1
8	Freestanding Fridge-Freezer	1
10	Dinning Chair	4
11	Segregated Recycling Bin	1
12	Fire Retardant Curtains on RAL 9010 PVC Track - Pair	2
13	Heater - 1.5kW	1
14	42" Smart TV on Adjustable Bracket	1
15	Coffee Table - 600(L) x 450(W) x 450(H)	1
16	Sofa - 2 Seater	2
18	Pin Board (Lounge) - 1000(L) x 900(H)	1
19	General Waste Bin	1
28	Tall Ladder Unit 500mm (2200mm High)	1
63	Fire Blanket	1
71	Circular Table Suitable for 4 People	1

dwg status:

CONSTRUCTION

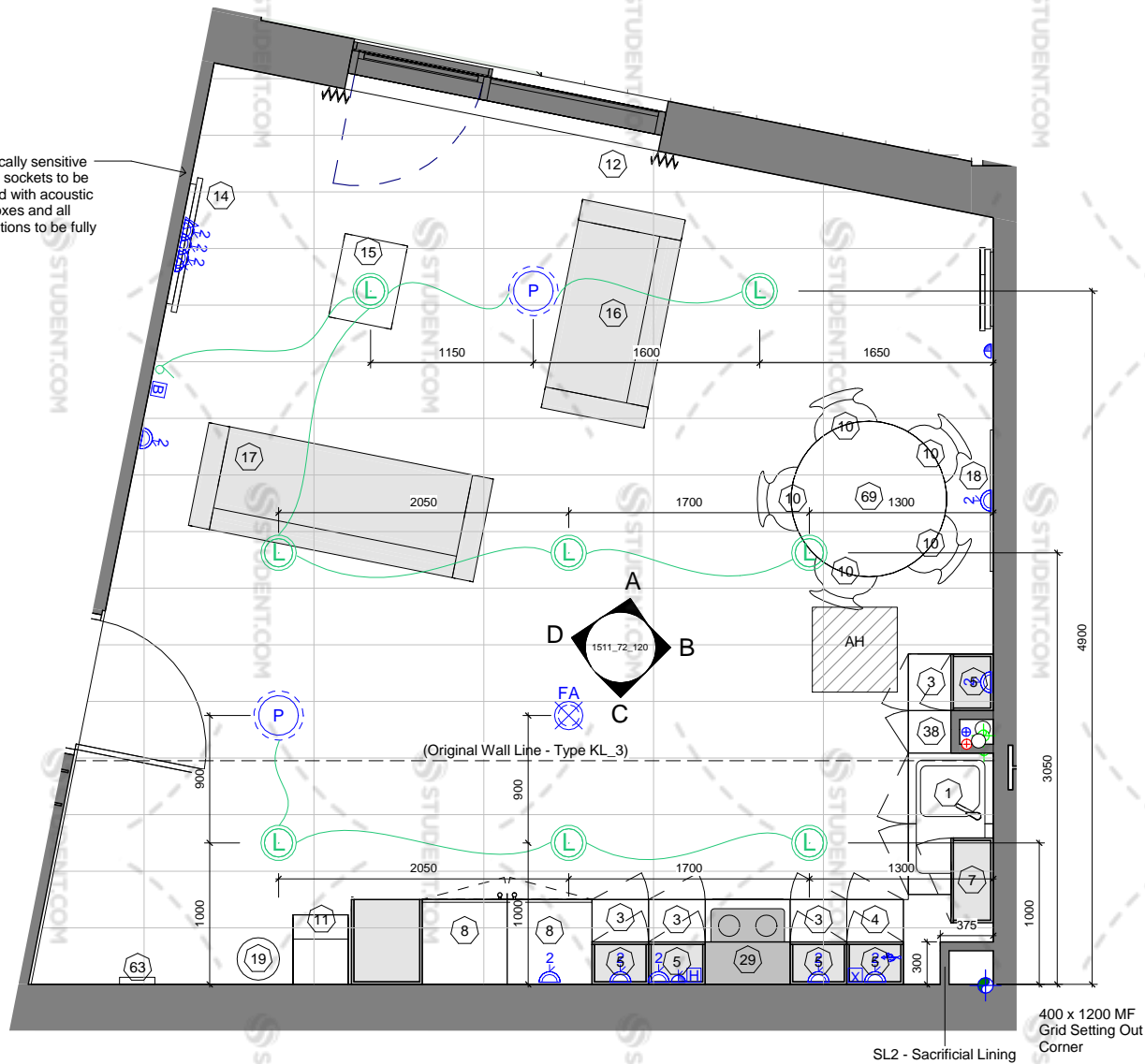
M	USB Socket added. Lighting setting out revised.	26/09/16	IW	AP
L	Ceiling grid altered by request, Access hatch added to match M&E. Construction Issue.	16/08/16	IW	AP
K	Tail unit revised as per client comments. Dimensions added. Sockets revised to better suit future conversion to KL 15.	20/07/16	IW	AP
J	Dining table altered to round, EB added, FS relocated to match M&E.	04/07/16	IW	AP
H	Tail kitchen cupboard door removed. Access hatch added.	05/04/16	IW	AP
G	Lighting loop added, steel boxed in, heater moved to avoid clash with curtain, microwave relocated to wall mounted cupboard. Kitchen sockets moved.	01/04/16	IW	AP
F	Fire blanket added. Lighting socket height revised. Framing out note revised. Change to cooker Splashback - note added.	01/02/16	AP	
E	RCP amended to match M&E SC drawings. Heating Booster Relocated.	15/01/16	GM	
D	General revision.	29/09/15	AP	
C	TENDER ISSUE	22/05/15	AP	
B	Electrical socket key added	18/05/15	AP	
A	Revised to suit Client's comments	14/05/15	AP	
Rev	Description	Date	By	Chk

oconnell east architects
63 Newton Street, Manchester, M1 1ET

t: 0161 839 9380 f: 0161 833 1368

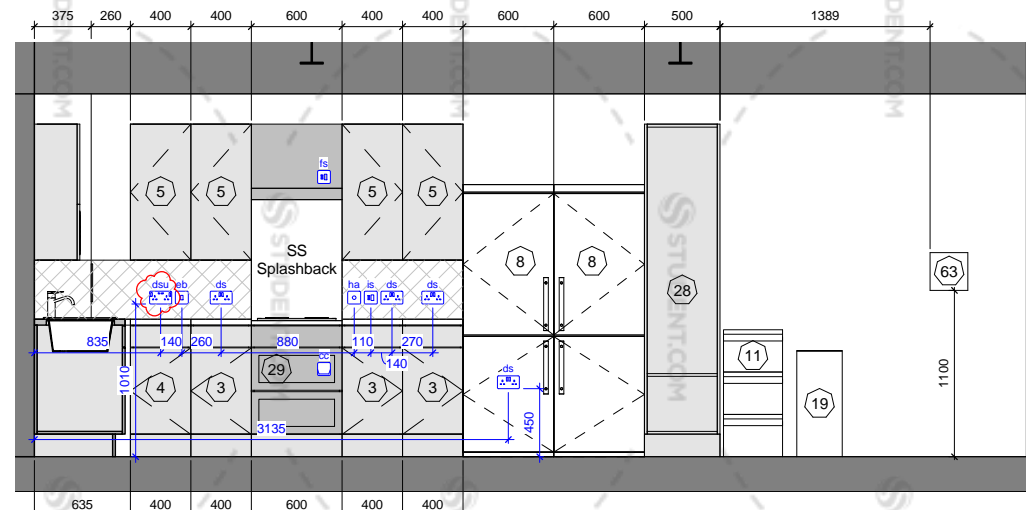
dwg title:	Lounge Type KL_19		
job title:	Legge Street for Pochin		
scale:	As indicated @ A3	drawn:	Author
date:	04/29/15	job no:	1511
dwg no:	1511_72_119	rev:	M

Acoustically sensitive wall. All sockets to be provided with acoustic back boxes and all penetrations to be fully sealed.



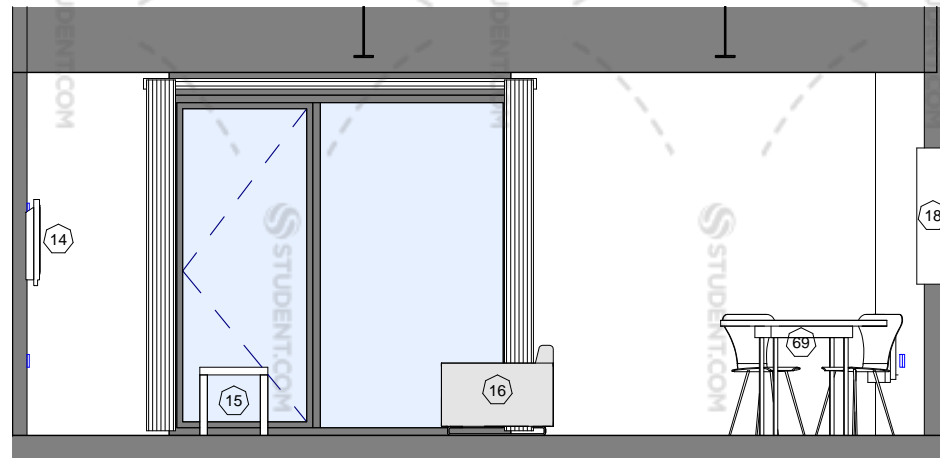
KL_20 - Plan View

1 : 50



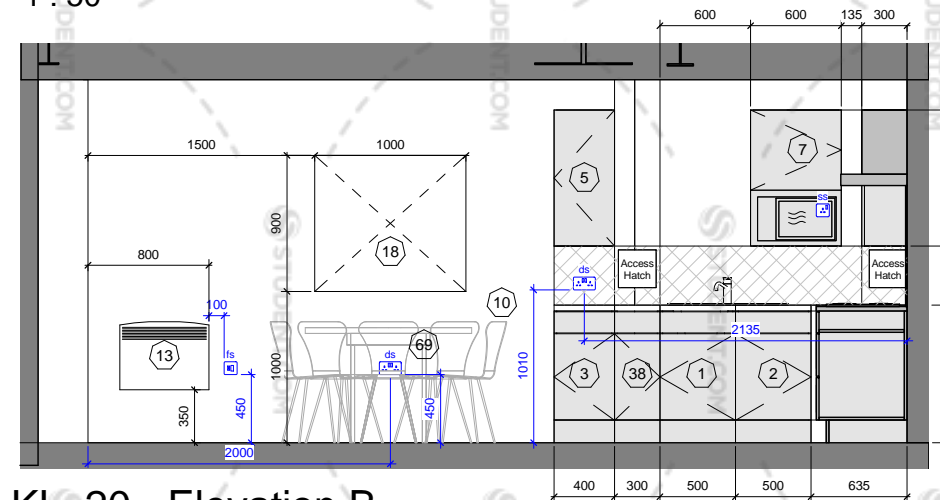
KL_20 - Elevation C

1 : 50



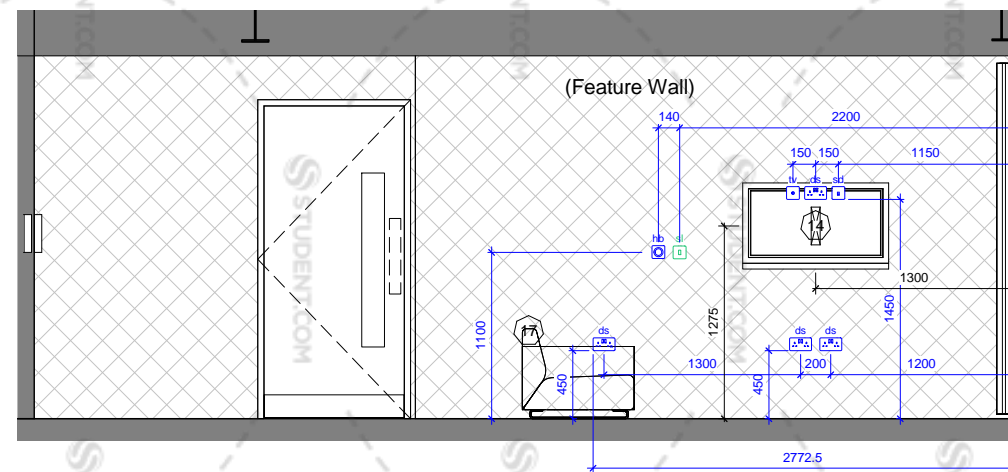
KL_20 - Elevation A

1 : 50



KL_20 - Elevation B

1 : 50



KL_20 - Elevation D

1 : 50

Walls to be framed out for electrics to remove penetrations from air seal line

ELECTRICAL SYMBOL KEY

- | | |
|--|---|
| ss - Single Socket | tv - TV Aerial |
| ds - Double Socket | fs - Fused Spur |
| dsu - Double Socket with USB charging socket | ha - Hob Angel Timer |
| sd - Single Data (RJ45) | hb - Heater Booster |
| dd - Double Data (RJ45) | eb - Extract Boost |
| sl - Single Light Switch (1 gang) | L - Bulkhead LED Light to M&E Spec. |
| dl - Double Light Switch (2 gang) | R - Recessed LED Light to M&E Spec. |
| cc - Cooker wire connection | P - PIR Sensor |
| is - Cooker / Hob isolation switch | FA - Fire Alarm Sounder & Detector to M&E Spec. |
| | AH - Access Hatch |

- Electrical sockets and lighting shown for coordination purposes only.
- Lighting to M&E Sub-contractors design to meet RDS lux levels.
- Please refer to M&E sub-contractors drawings for final positions.
- All drawings to be confirmed by Sub-contractor's before manufacture
- All Radiator positions to be confirmed by M&E Sub-contractor

notes:

All dimensions are in millimetres unless stated otherwise. No dimensions to be scaled from drawings. All dimensions to be checked on site prior to manufacture.

Any discrepancies between drawings and site conditions are to be reported to the contract manager.

This drawing is to be read in conjunction with all relevant Structural Engineers and Mechanical & Electrical Engineers drawings and specification.

Copyright of this drawing and all the information it contains is the sole property of OEA and may not be reproduced or used for any purpose without the written approval of the authors

KL_20 - Schedule

No.	Type	Count
1	Base Unit with Sink 500mm	1
2	Base Unit 500mm (Undersink)	1
3	Base Unit 400mm	4
4	Base Unit - 1100mm Corner Unit (400mm Door)	1
5	Wall Unit 400mm (900mm High)	5
7	Microwave (Housed within Wall Unit)	1
8	Freestanding Fridge-Freezer	2
10	Dinning Chair	5
11	Segregated Recycling Bin	1
12	Fire Retardant Curtains on RAL 9010 PVC Track - Pair	1
13	Heater - 1.5kW	1
14	42" Smart TV on Adjustable Bracket	1
15	Coffee Table - 600(L) x 450(W) x 450(H)	1
16	Sofa - 2 Seater	1
17	Sofa - 3 Seater	1
18	Pin Board (Lounge) - 1000(L) x 900(H)	1
19	General Waste Bin	1
28	Tall Ladder Unit 500mm (2200mm High)	1
29	Double Oven Cooker and Extract	1
38	Base Unit 300mm	1
63	Fire Blanket	1
69	Circular Table Suitable for 5 People	1

dwg status:

CONSTRUCTION

Rev	Description	Date	By	Chk
H	USB Socket added.	26/09/16	IW	AP
G	Ceiling grid altered by request, Access Hatch added to match M&E. Construction Issue.	16/08/16	IW	AP
F	Layout revised to suit S.C. internal walls types and drainage. Dimensions added.	20/07/16	IW	AP
E	Dining table changed to round, lighting loop altered, EB added & FS relocated to match electrical layout	31/05/16	IW	AP
D	Tall kitchen cupboard door removed, infill panel to wall cupboard removed, pipework boxed in. Access panels added.	05/04/16	IW	AP
C	Lighting loop added, thermostat relocated, TV sockets moved up, fire blanket moved, tall cupboard and fridge relocated.	01/04/16	IW	AP
B	Fire blanket added. Lighting socket height revised. Framing out note revised. Change to cooker Splashback - note added	01/02/16	AP	
A	Heater removed from external wall.	15/01/16	GM	

oea

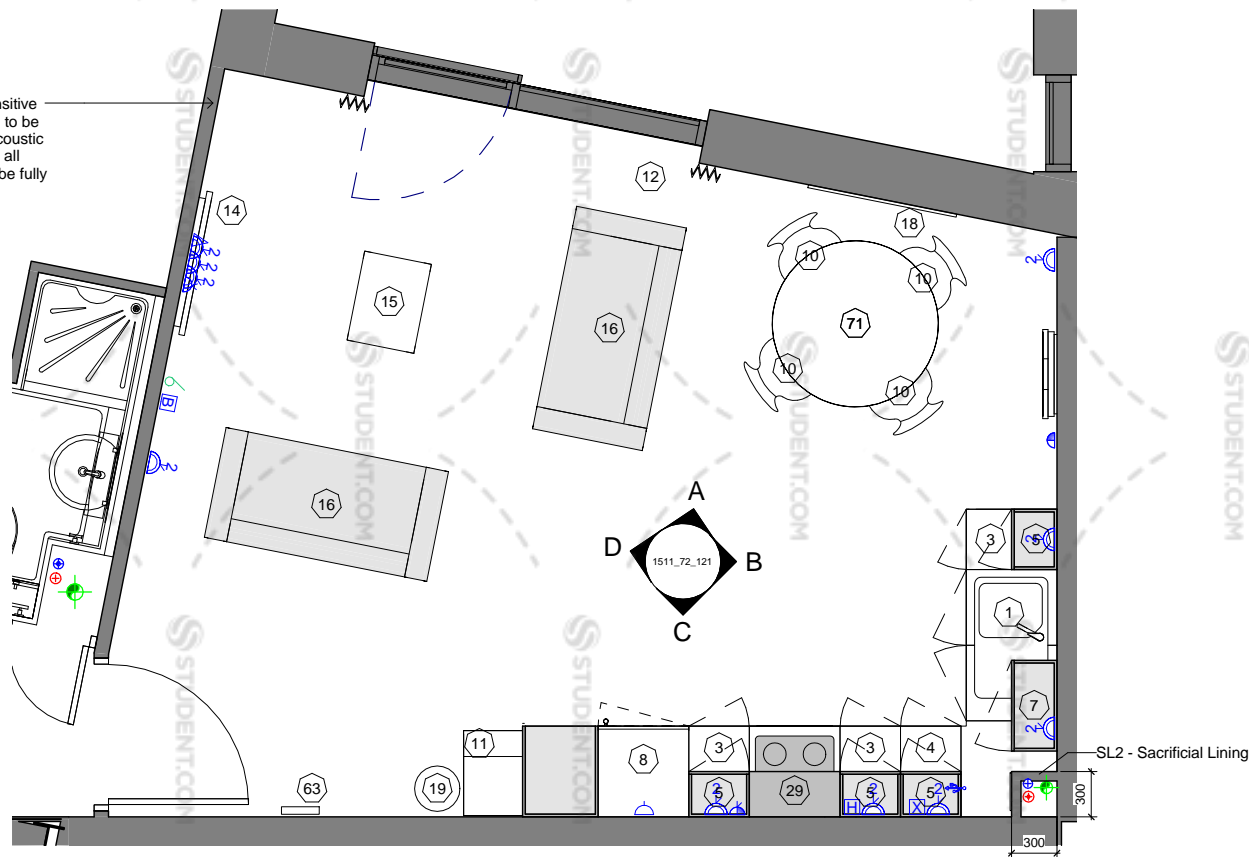
oconnell east architects
63 Newton Street, Manchester, M1 1ET

t: 0161 839 9380 f: 0161 833 1368

dwg title:	Lounge Type KL_20		
job title:	Legge Street for Pochin		
scale:	1 : 50 @ A3	drawn:	AP
date:	09/10/15	job no:	1511
dwg no:	1511_72_120	rev:	H

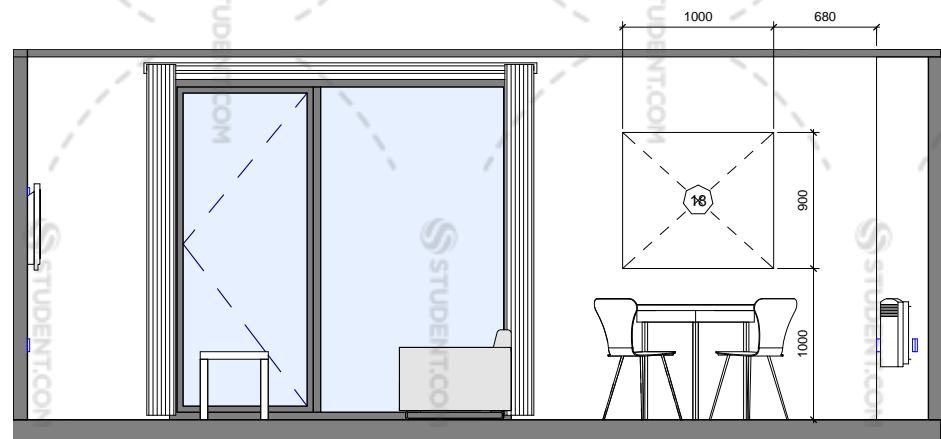
© OConnell East Architects - 2016

Acoustically sensitive wall. All sockets to be provided with acoustic back boxes and all penetrations to be fully sealed.



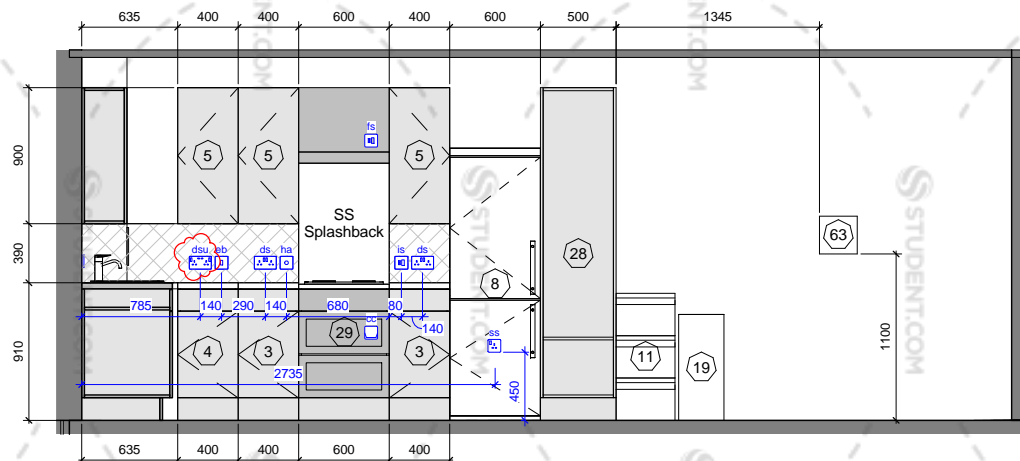
KL_21 - Plan View

1 : 50



KL_21 - Elevation A

1 : 50



KL_21 - Elevation C

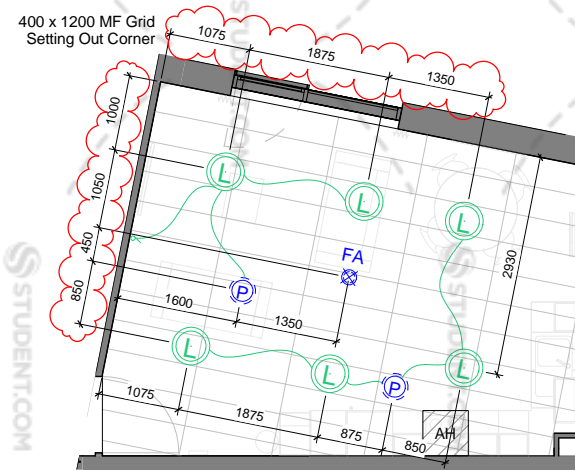
1 : 50

Walls to be framed out for electrics to remove penetrations from air seal line

ELECTRICAL SYMBOL KEY

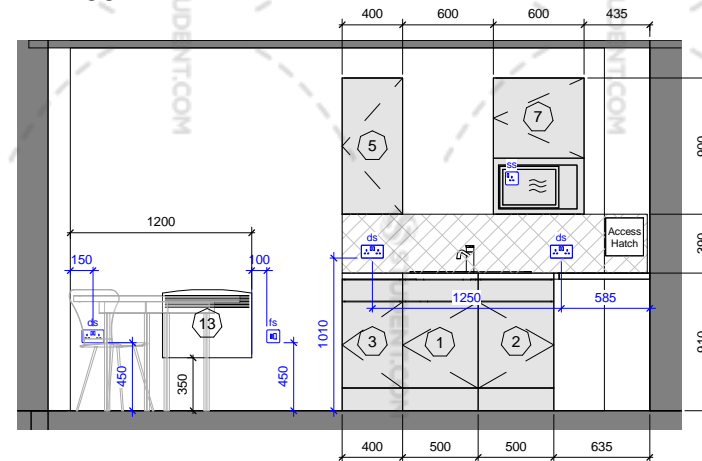
- | | |
|--|---|
| ss - Single Socket | tv - TV Aerial |
| ds - Double Socket | fs - Fused Spur |
| dsu - Double Socket with USB charging socket | ha - Hob Angel Timer |
| sd - Single Data (RJ45) | hb - Heater Booster |
| dd - Double Data (RJ45) | eb - Extract Boost |
| sl - Single Light Switch (1 gang) | L - Bulkhead LED Light to M&E Spec. |
| dl - Double Light Switch (2 gang) | R - Recessed LED Light to M&E Spec. |
| cc - Cooker wire connection | P - PIR Sensor |
| is - Cooker / Hob isolation switch | FA - Fire Alarm Sounder & Detector to M&E Spec. |
| | AH - Access Hatch |

- Electrical sockets and lighting shown for coordination purposes only.
- Lighting to M&E Sub-contractors design to meet RDS lux levels.
- Please refer to M&E sub-contractors drawings for final positions.
- All drawings to be confirmed by Sub-contractor's before manufacture
- All Radiator positions to be confirmed by M&E Sub-contractor



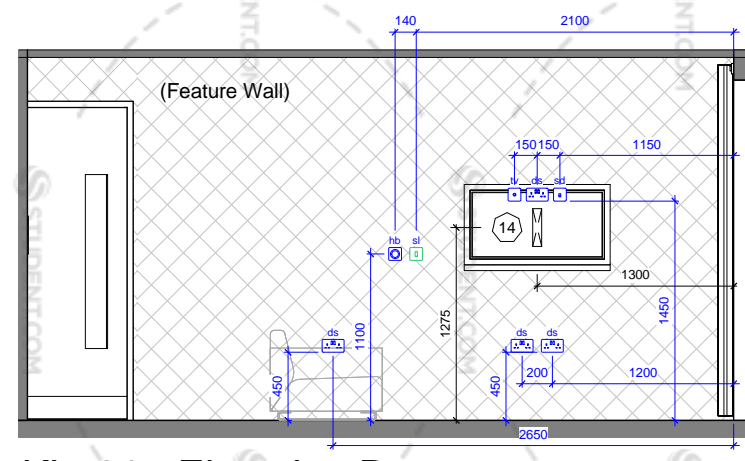
KL_21 - Reflected Ceiling Plan

1 : 100



KL_21 - Elevation B

1 : 50



KL_21 - Elevation D

1 : 50

notes:

All dimensions are in millimetres unless stated otherwise. No dimensions to be scaled from drawings. All dimensions to be checked on site prior to manufacture.

Any discrepancies between drawings and site conditions are to be reported to the contract manager.

This drawing is to be read in conjunction with all relevant Structural Engineers and Mechanical & Electrical Engineers drawings and specification.

Copyright of this drawing and all the information it contains is the sole property of OEA and may not be reproduced or used for any purpose without the written approval of the authors

KL_21 - Schedule

No.	Type	Count
1	Base Unit with Sink 500mm	1
2	Base Unit 500mm (Undersink)	1
3	Base Unit 400mm	3
4	Base Unit - 1100mm Corner Unit (400mm Door)	1
5	Wall Unit 400mm (900mm High)	4
7	Microwave (Housed within Wall Unit)	1
8	Freestanding Fridge-Freezer	1
10	Dinning Chair	4
11	Segregated Recycling Bin	1
12	Fire Retardant Curtains on RAL 9010 PVC Track - Pair	1
13	Heater - 1.5kW	1
14	42" Smart TV on Adjustable Bracket	1
15	Coffee Table - 600(L) x 450(W) x 450(H)	1
16	Sofa - 2 Seater	2
18	Pin Board (Lounge) - 1000(L) x 900(H)	1
19	General Waste Bin	1
28	Tall Ladder Unit 500mm (2200mm High)	1
29	Double Oven Cooker and Extract	1
63	Fire Blanket	1
71	Circular Table Suitable for 4 People	1

dwg status:

CONSTRUCTION

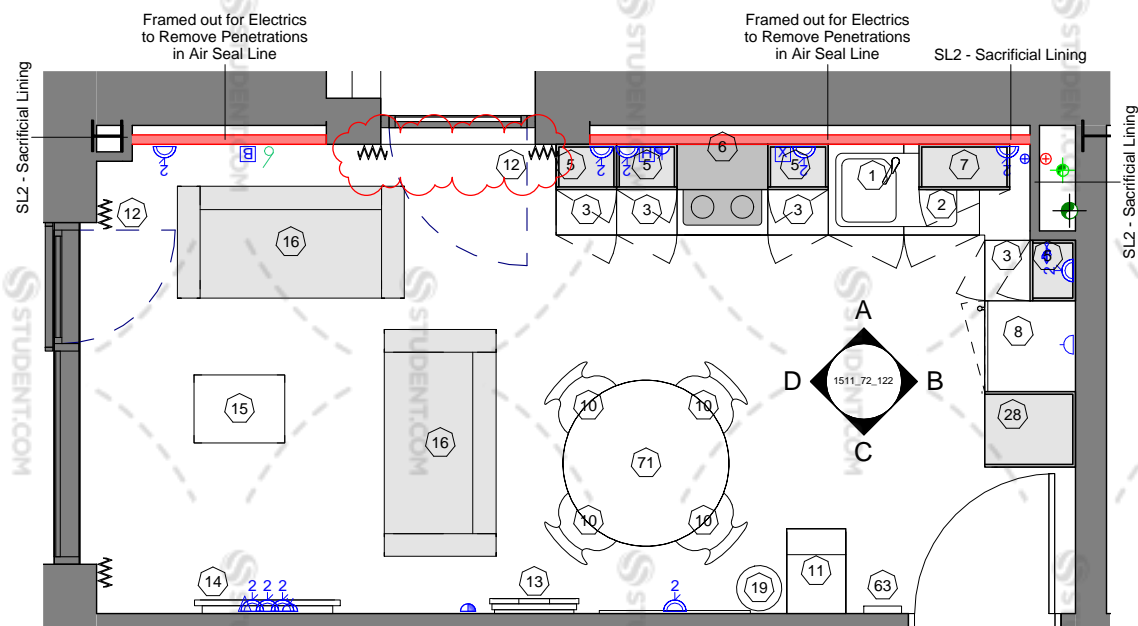
Rev	Description	Date	By	Chk
H	USB Socket added. Lighting setting out revised.	26/09/16	IW	AP
G	Ceiling grid altered by request, Access Hatch added to ceiling plan. Construction Issue.	16/08/16	IW	AP
F	Tall unit revised as per client comments. Dimensions added.	20/07/16	IW	AP
E	Dining Table change to round, notice board relocated, FS relocated to match M&E	04/07/16	IW	AP
D	Infill panel to kitchen wall cupboards removed, tall kitchen cupboard door removed. Access hatches added.	05/04/16	IW	AP
C	Lighting loop added, tall cupboard and fridge relocated, TV sockets moved, Thermostat relocated.	01/04/16	IW	AP
B	Fire blanket added. Lighting socket height revised. Framing out note revised. Change to cooker Splashback - note added	01/02/16	AP	
A	Fridge and socket provision revised.	26/01/16	AP	

oea

oconnell east architects
63 Newton Street, Manchester, M1 1ET

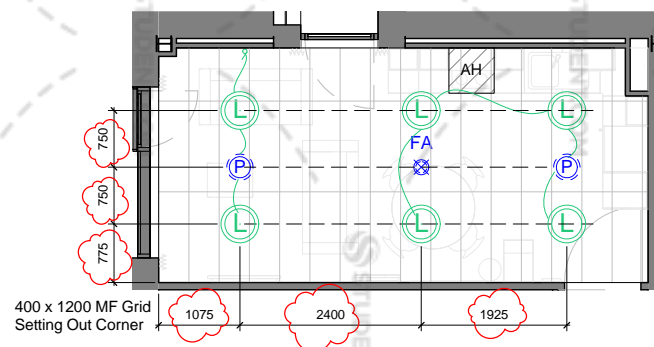
t: 0161 839 9380 f: 0161 833 1368

dwg title: Lounge Type KL_21	
job title: Legge Street for Pochin	
scale: As indicated @ A3	drawn: GM
date: 26/01/16	job no: 1511
dwg no: 1511_72_121	rev: H



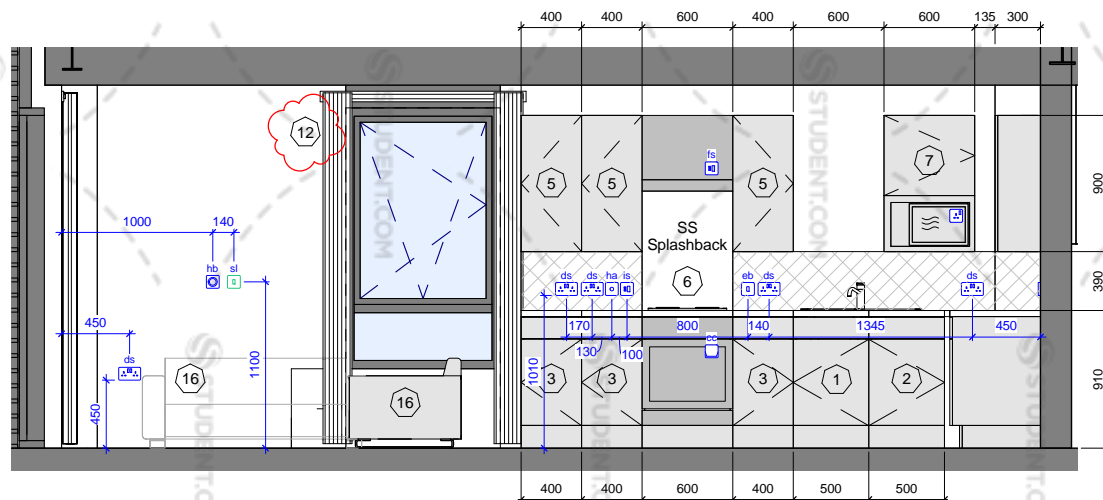
KL_22 - Plan View

1 : 50



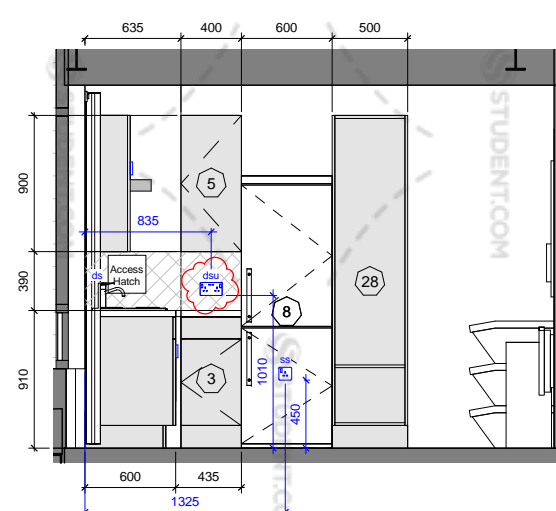
KL_22 - Reflected Ceiling Plan

1 : 100



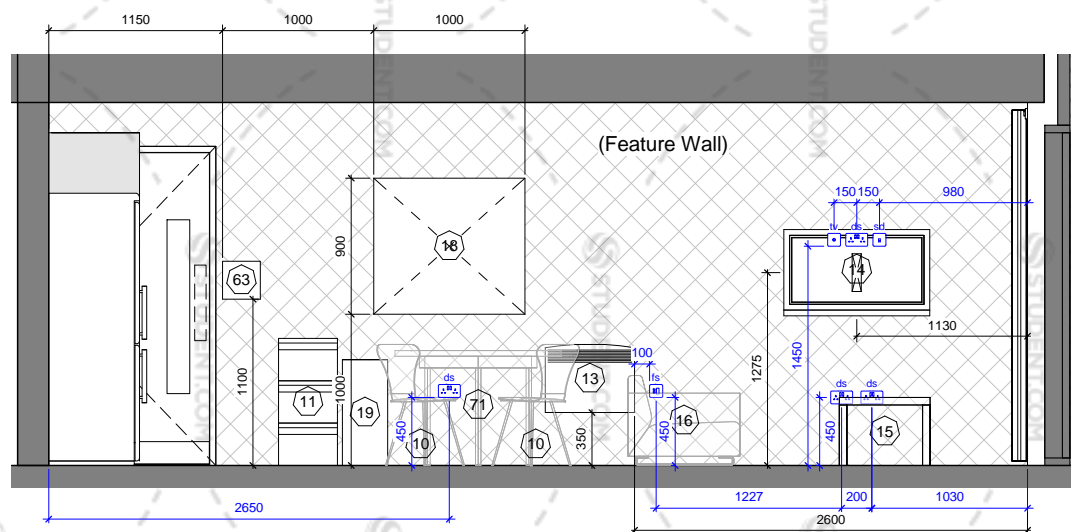
KL_22 - Elevation A

1 : 50



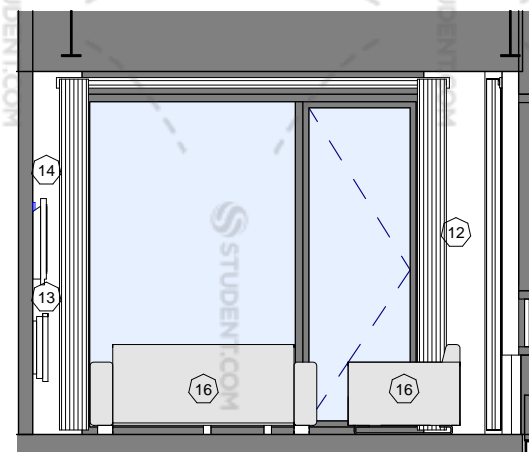
KL_22 - Elevation B

1 : 50



KL_22 - Elevation C

1 : 50



KL_22 - Elevation D

1 : 50

Walls to be framed out for electrics to remove penetrations from air seal line

ELECTRICAL SYMBOL KEY

- ss - Single Socket
- ds - Double Socket
- dsu - Double Socket with USB charging socket
- sd - Single Data (RJ45)
- dd - Double Data (RJ45)
- sl - Single Light Switch (1 gang)
- dl - Double Light Switch (2 gang)
- cc - Cooker wire connection
- is - Cooker / Hob isolation switch
- tv - TV Aerial
- fs - Fused Spur
- ha - Hob Angel Timer
- hb - Heater Booster
- eb - Extract Boost
- L - Bulkhead LED Light to M&E Spec.
- R - Recessed LED Light to M&E Spec.
- P - PIR Sensor
- FA - Fire Alarm Sounder & Detector to M&E Spec.
- AH - Access Hatch

- Electrical sockets and lighting shown for coordination purposes only.
- Lighting to M&E Sub-contractors design to meet RDS lux levels.
- Please refer to M&E sub-contractors drawings for final positions.
- All drawings to be confirmed by Sub-contractor's before manufacture
- All Radiator positions to be confirmed by M&E Sub-contractor

notes:

All dimensions are in millimetres unless stated otherwise. No dimensions to be scaled from drawings. All dimensions to be checked on site prior to manufacture.

Any discrepancies between drawings and site conditions are to be reported to the contract manager.

This drawing is to be read in conjunction with all relevant Structural Engineers and Mechanical & Electrical Engineers drawings and specification.

Copyright of this drawing and all the information it contains is the sole property of OEA and may not be reproduced or used for any purpose without the written approval of the authors

KL_22 - Schedule

No.	Type	Count
1	Base Unit with Sink 500mm	1
2	Base Unit 500mm (Undersink)	1
3	Base Unit 400mm	4
5	Wall Unit 400mm (900mm High)	4
6	Single Oven Cooker and Extract	1
7	Microwave (Housed within Wall Unit)	1
8	Freestanding Fridge-Freezer	1
10	Dinning Chair	4
11	Segregated Recycling Bin	1
12	Fire Retardant Curtains on RAL 9010 PVC Track - Pair	2
13	Heater - 1.5kW	1
14	42" Smart TV on Adjustable Bracket	1
15	Coffee Table - 600(L) x 450(W) x 450(H)	1
16	Sofa - 2 Seater	2
18	Pin Board (Lounge) - 1000(L) x 900(H)	1
19	General Waste Bin	1
28	Tall Ladder Unit 500mm (2200mm High)	1
63	Fire Blanket	1
71	Circular Table Suitable for 4 People	1

dwg status:

CONSTRUCTION

Rev	Description	Date	By	Chk
C	USB Socket added. Lighting setting out revised. Curtains added to window.	26/09/16	IW	AP
B	Ceiling grid altered by request, Access Hatch added to ceiling plan. Construction Issue.	16/08/16	IW	AP
A	Tall unit revised, splash back added as per client comments. Dimensions added.	20/07/16	IW	AP

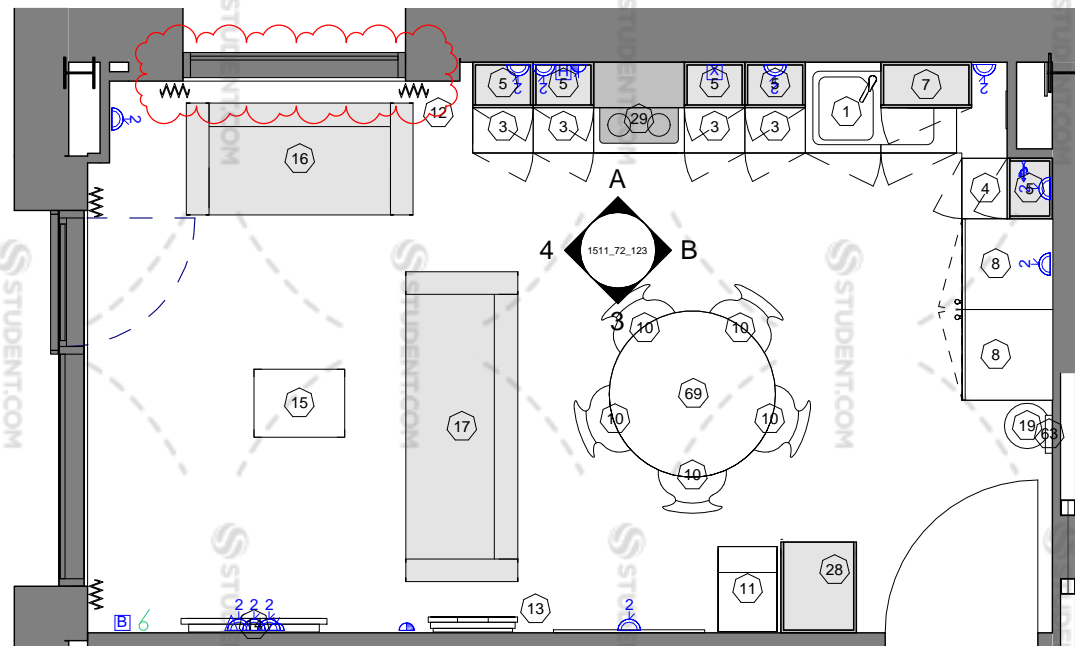
oea

oconnell east architects
63 Newton Street, Manchester, M1 1ET

t: 0161 839 9380 f: 0161 833 1368

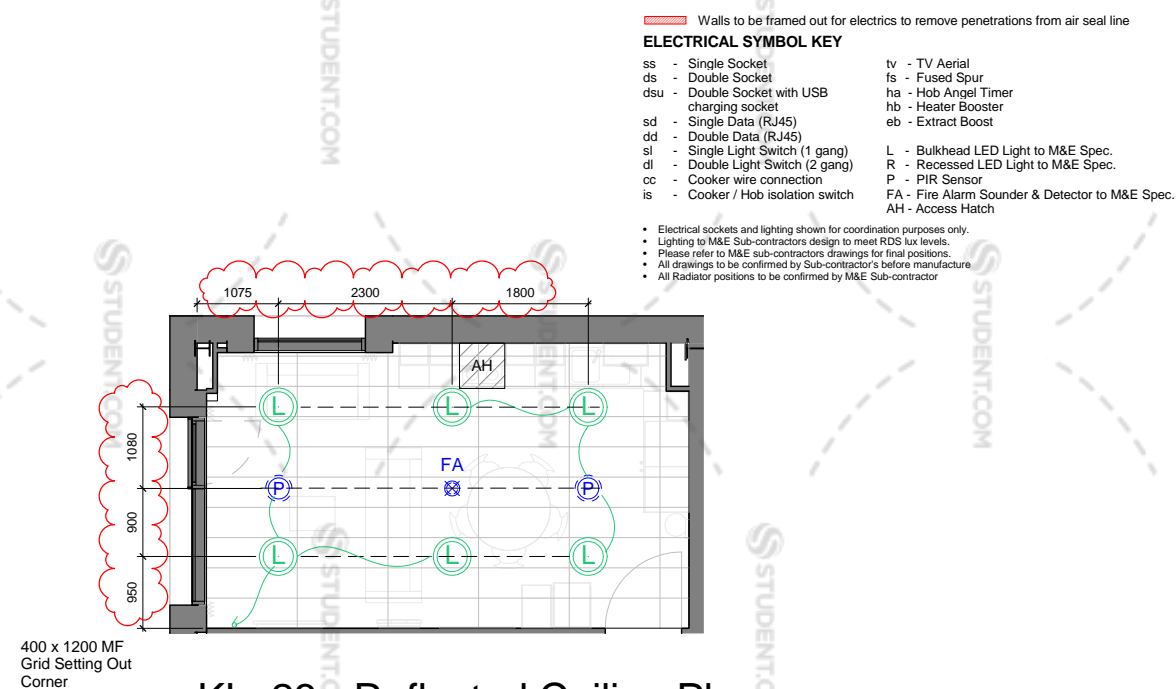
dwg title:	Lounge Type KL_22		
job title:	Legge Street for Pochin		
scale:	As indicated @ A3	drawn:	IW
date:	04/07/16	job no:	1511
dwg no:	1511_72_122	rev:	C

© OConnell East Architects - 2016



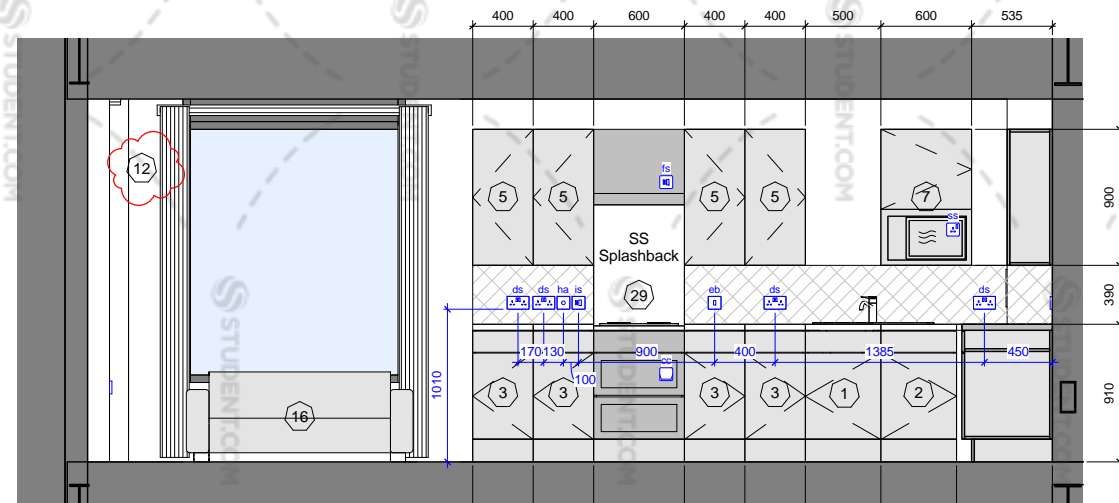
KL_23 - Plan View

1 : 50



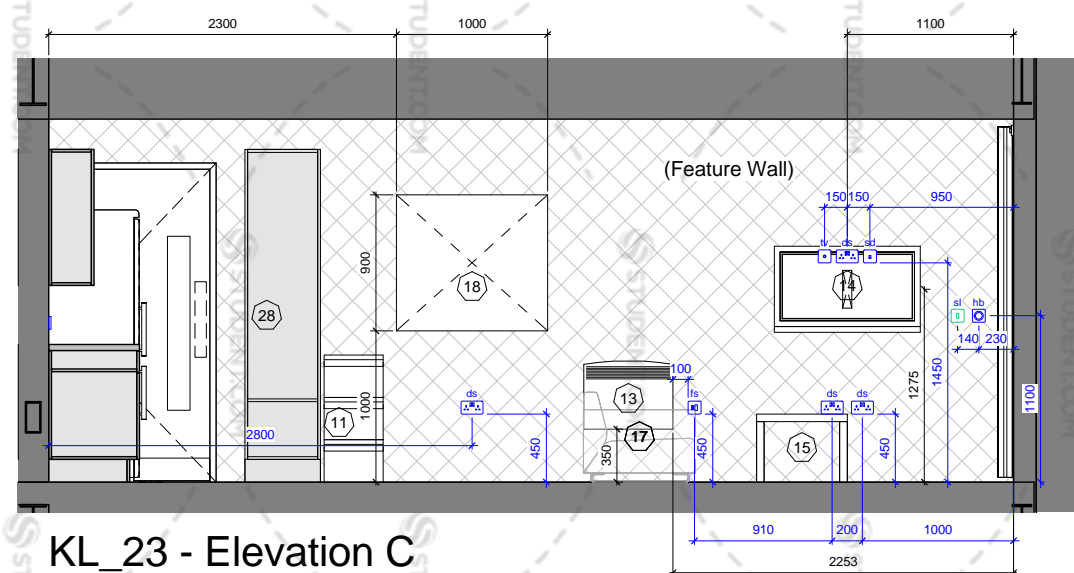
KL_23 - Reflected Ceiling Plan

1 : 100



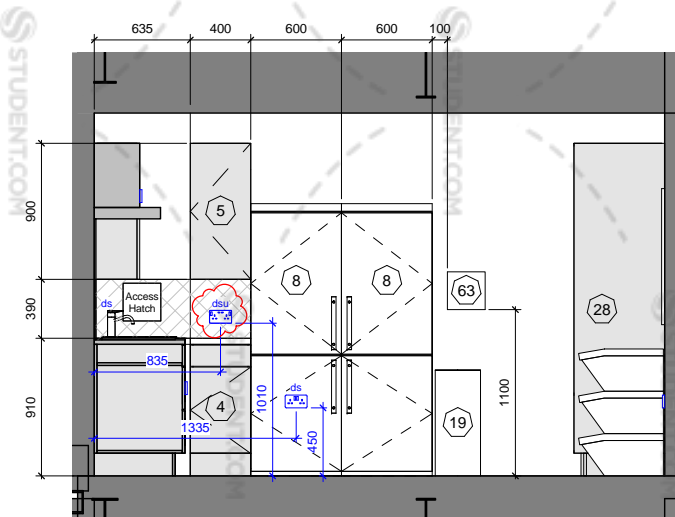
KL_23 - Elevation A

1 : 50



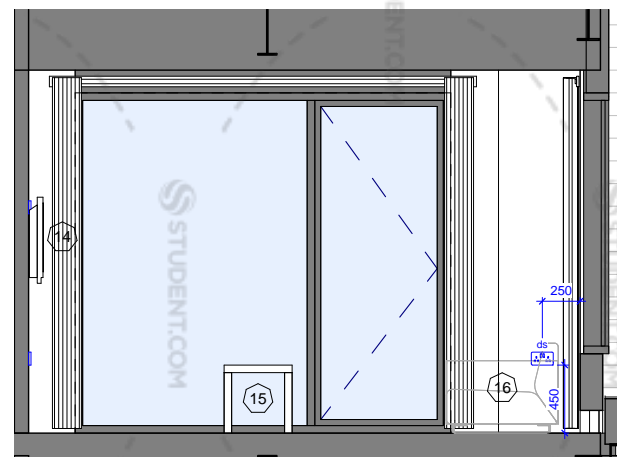
KL_23 - Elevation C

1 : 50



KL_23 - Elevation B

1 : 50



KL_23 - Elevation D

1 : 50

notes:

All dimensions are in millimetres unless stated otherwise. No dimensions to be scaled from drawings. All dimensions to be checked on site prior to manufacture.

Any discrepancies between drawings and site conditions are to be reported to the contract manager.

This drawing is to be read in conjunction with all relevant Structural Engineers and Mechanical & Electrical Engineers drawings and specification.

Copyright of this drawing and all the information it contains is the sole property of OEA and may not be reproduced or used for any purpose without the written approval of the authors

KL_23 - Schedule

No.	Type	Count
1	Base Unit with Sink 500mm	1
2	Base Unit 500mm (Undersink)	1
3	Base Unit 400mm	4
4	Base Unit - 1100mm Corner Unit (400mm Door)	1
5	Wall Unit 400mm (900mm High)	5
7	Microwave (Housed within Wall Unit)	1
8	Freestanding Fridge-Freezer	2
10	Dinning Chair	5
11	Segregated Recycling Bin	1
12	Fire Retardant Curtains on RAL 9010 PVC Track - Pair	2
13	Heater - 1.5kW	1
14	42" Smart TV on Adjustable Bracket	1
15	Coffee Table - 600(L) x 450(W) x 450(H)	1
16	Sofa - 2 Seater	1
17	Sofa - 3 Seater	1
18	Pin Board (Lounge) - 1000(L) x 900(H)	1
19	General Waste Bin	1
28	Tall Ladder Unit 500mm (2200mm High)	1
29	Double Oven Cooker and Extract	1
63	Fire Blanket	1
69	Circular Table Suitable for 5 People	1

dwg status:

CONSTRUCTION

Rev	Description	Date	By	Chk
C	USB Socket added. Lighting setting out revised. Curtains added to window.	26/09/16	IW	AP
B	Ceiling grid altered by request, Access hatch added to ceiling plan, Construction Issue.	16/08/16	IW	AP
A	Tall unit revised, splash back added as per client comments. Dimensions added.	20/07/16	IW	AP

oea

oconnell east architects
63 Newton Street, Manchester, M1 1ET

t: 0161 839 9380 f: 0161 833 1368

dwg title:	Lounge Type KL_23		
job title:	Legge Street for Pochin		
scale:	As indicated @ A3	drawn:	IW
date:	04/07/16	job no:	1511
dwg no:	1511_72_123	rev:	C

© OConnell East Architects - 2016